



Food Systems in European Cities

Deliverable 3.8 - Review of theories and techniques for app designs

Project Acronym and Name	FoodE – Food Systems in European Cities
Type of action	IA – Innovation Action
Grant Agreement No.	862663
Work package	WP3
Dissemination level	Public
Document type	REPORT
Lead partner	Unibo
Authors	Antonella Samoggia, Francesca Monticone, Aldo Bertazzoli, Jerneja Penca, Tina Črnigoj Marc
Contributors	Antonella Samoggia, Francesca Monticone, Aldo Bertazzoli, Jerneja Penca, Tina Črnigoj Marc, Lélia Reynaud-Desmet, Tomi Iljiaš, Matteo Vittuari, Fabio De Menna, Francesco Orsini, Kathrin Specht, Claudia Wiese
Planned delivery date	30/9/2020
Actual delivery date	30/9/2020
Project website	https://www.foode.eu/
Project start date	1/2/2020





Duration	48
Version	1.0

Project Consortium

No.	Institution Short name	Institution Full name	Country
1	UNIBO	ALMA MATER STUDIORUM – UNIVERSITÀ DI BOLOGNA	IT
2	APT	INSTITUT DES SCIENCES ET INDUSTRIES DU VIVANT ET DE L'ENVIRONNEMENT - AGRO PARIS TECH	FR
3	RMN	COMMUNE DE ROMAINVILLE	FR
4	SWUAS	FACHHOCHSCHULE SUDWESTFALEN	DE
5	ILS	INSTITUT FÜR LANDES- UND STADTENTWICKLUNGSFORSCHUNG gGMBH	DE
6	FLY	FLYTECH SRL	IT
7	NOL	NOLDE ERWIN	DE
8	BOL	COMUNE DI BOLOGNA	IT
9	NAP	COMUNE DI NAPOLI	IT
10	UNINA	UNIVERSITÀ DEGLI STUDI DI NAPOLI FEDERICO II	IT
11	HCA	HAGUE CORPORATE AFFAIRS BV	NL
12	LAN	GEMEENTE LANSINGERLAND	NL
14	WR	STICHTING WAGENINGEN RESEARCH	NL
16	POL	POLAR PERMACULTURE SOLUTIONS AS	NO
17	TAS	TASEN MICROGREENS AS	NO
18	MBI	ASOCIATIA MAI BINE	RO
19	ARC	ARCTUR RACUNALNISKI INZENIRING DOO	SI
20	BEE	DRUSTVO URBANI CEBELAR	SI
21	SBD	AJUNTAMENT DE SABADELL	ES
22	ISL	ORGANIZACION DE PRODUCTORES DE TUNIDOS Y PESCA FRESCA DE LA ISTA DE TENERIFE	ES
23	ULL	UNIVERSIDAD DE LA LAGUNA	ES
24	UAB	UNIVERSITAT AUTONOMA DE BARCELONA	ES
25	METAINST	STICHTING METABOLIC INSTITUTE	NL
26	NBL AS	NABOLAGSHAGER AS	NO

Document Control Sheet

Version	Date	Summary of changes	Author(s)
0.1	05/08/20	First draft	Antonella Samoggia, Francesca Monticone, Aldo Bertazzoli, Jerneja Penca, Tina Črnigoj Marc
0.2	02/09/20	Revised draft by the internal reviewer	Antonella Samoggia, Francesca Monticone, Aldo Bertazzoli, Jerneja Penca, Tina Črnigoj Marc, Francesco Orsini, Lélia Reynaud-Desmet
0.3	09/09/20	Revised draft by the internal reviewer after feedback from internal reviewer and circulated to partners	Antonella Samoggia, Francesca Monticone, Aldo Bertazzoli, Jerneja Penca, Tina Črnigoj Marc, Francesco Orsini, Lélia Reynaud-Desmet
0.4	17/09/20	Revised draft by internal reviewer and received after circulation from partners	Antonella Samoggia, Francesca Monticone, Aldo Bertazzoli, Jerneja Penca, Tina Črnigoj Marc, Lélia Reynaud-Desmet, Tomi Ilijiaš, Matteo Vittuari, Fabio De Menna, Francesco Orsini
0.5	24/09/20	Updated revised draft by internal reviewer and partners feedback	Antonella Samoggia, Francesca Monticone, Aldo Bertazzoli, Jerneja Penca, Tina Črnigoj Marc, Lélia Reynaud-Desmet, Tomi Ilijiaš, Matteo Vittuari, Fabio De Menna, Francesco Orsini, Kathrin Specht, Bernd Pölling, Claudia Wiese
1.0	28/09/20	Final version including feedback from partners and final editing	Antonella Samoggia, Francesca Monticone, Aldo Bertazzoli, Jerneja Penca, Tina Črnigoj Marc, Lélia Reynaud-Desmet, Tomi Ilijiaš, Matteo Vittuari, Fabio De Menna, Francesco Orsini, Kathrin Specht, Bernd Pölling, Claudia Wiese



Table of contents

1. TASK OBJECTIVES.....	6
1.1 Subtask objectives (T3.2.1): Theory-based framework development for a CRFS-oriented App	6
2. INTRODUCTION	7
3. FOODE APP AIMS.....	8
4. METHODOLOGY.....	9
4.1 Methodological framework.....	9
4.2 Data collection	10
4.2.1 Secondary data collection: literature review and exploratory search of Applications	10
4.2.1.1 Literature review	10
4.2.1.2 Exploratory search of Applications	12
4.2.2 Primary data collection: survey for project partners and survey for CRFS	13
4.2.2.1 Survey for experts: FoodE project partners.....	13
4.2.2.2 Survey for CRFS initiatives	13
5. RESULTS.....	14
5.1 Literature review	14
5.1.1 Results	14
5.1.1.1 Temporal and geographical distribution of the papers	14
5.1.1.2 Papers' fields of research and aims	17
5.1.1.3 Urban or rural focus and methodological approaches of the papers	19
5.1.1.4 Types of digital solutions studied in the papers	19
5.1.1.5 Aims of digital solutions.....	21
5.1.1.6 Section of the agri-food chain where the digital solutions operate	23
5.1.1.7 Digital solutions effective features	25
5.1.2 Results of literature focused on Apps.....	26
5.1.2.1 Temporal and geographical distribution of papers focused on Apps	26
5.1.2.2 Journals of publication and aims of the papers focused on Apps.....	27
5.1.2.3 Aims of the Apps and stage of the agri-food chain.....	29
5.1.2.4 Effective features of Apps present in the literature review.....	31
5.2 FoodE experts: partners' survey results	32
5.3 Applications analysis results	33
5.3.1 Apps features.....	35
5.4. CRFS use of ICT solutions.....	38



6. CONCLUSIONS AND INSIGHTS FOR FOODE APP DEVELOPMENT..... 42

7. REFERENCES 46

ANNEXES 54

Annex A. FoodE App in the FoodE Grant Agreement

Annex B. Identified relevant Apps

Annex C. Survey for expert partners



1. Task objectives

The present deliverable is part of FoodE project Work Package (WP) 3 activities. WP3 aims to build and nourish healthy, active and sustainable relationships between food chain actors, thanks to the definition and implementation of networking opportunities and tools. The project will involve and stimulate active participation and promote knowledge exchange between European CRFS, involving public decision makers, companies, consumers, and other citizens. This sub-task will develop a theory-based and evidence-based set of tools for networking and will implement effective tested initiatives and instruments for the creation of an interactive community of actors contributing to active CRFS.

More specifically, WP3 will:

- Create an inventory of networking initiatives in the domain of urban food systems, to identify and comparatively assess most relevant experiences in Europe and initiate the MyLocalFoodE initiative;
- Develop an online App to mobilise and interconnect the different categories of users/stakeholders
- Promote awareness and engage school pupils in co-designing and monitoring of sustainable CRFS.

In this context, the “FoodE App” will be a major outcome of the FoodE project easing citizen active engagement in identifying, monitoring and assessing CRFS initiatives. The current deliverable is part of Task 3.2 sub-task 3.2.1. The task aims at developing a theory-based framework (T3.2.1) for the App development. The App will first be released by M14 (T3.2.2). Furthermore, a continuous update and amelioration of the FoodE App will be guaranteed until M30, building on users’ feedback. Citizen engagement to the FoodE App will be actively addressed by promoting the tool in the FoodE public/dissemination events (e.g. T3.1) and overall project communication strategy (T7.2), but also passively fostered by word-of-mouth between CRFS stakeholders that through the App can both access a loyalty programme (FoodE ZeroMiles), special benefits and awards (FoodE Hero) and relevant information on CRFS sustainability and FoodE outputs.

1.1 Subtask objectives (T3.2.1): Theory-based framework development for a CRFS-oriented App

As foreseen by the Grant Agreement, this subtask reviews the theoretical foundations incorporated into existing CRFS Apps’ design. The task identifies available literature on the topic, the existing relevant Apps from Google Play and iTunes App Store, and analyses the existing Apps against the available theoretical framework. The task carries out a literature review on past studies focused on ICT solutions in the agro-food system. The aim is to ensure that T3.2.2. is based on past research on ICT solutions and experience on Apps in the agro-food system. The subtask explores ICT solutions and Apps in the framework of food purchasing, food production, consumer behaviour change, and other economic, social, and political implications of CRFS. Sound theoretical foundations of the App can sustain higher potential for long-term influence of CRFS use. The aim is to



define a theory-linked framework of Urban Food System actors' behaviour and approaches, such as provide instructions, encouragement, contingent rewards and feedback on performance, as well as prompt self-monitoring on behaviour, provide opportunities for social comparison and agree on behavioural contracts. The results set the basis for FoodE App development foreseen in Task 3.2.

2. Introduction

As reported by the Food and Agriculture Organisation (FAO), digital technologies can contribute significantly towards addressing the challenges currently faced by our global food and agricultural system (FAO, 2020a), and they can do so at different levels of the food supply chain. The FAO argued that digital technologies at farm level, such as sensors, robots and drones connected to the Internet of Things, can provide precise information to farmers and help them increase yields. Moreover, blockchain technology can enhance traceability and sustainability by monitoring the food chain from the field to the final consumer (FAO, 2020b). The opportunities offered by digital technologies in the field of nutrition have recently been explored by the United Nations, while warning against their potential risks such as privacy of health information (UNSCN, 2020). In conclusion, the FAO argued that “digital technologies can trigger major changes or “disruptions” in the food system that not only improve efficiency and speed, but also redistribute information and power along the value chain” (FAO, 2020b). FoodE approach towards ICT tools use for CRFS initiatives is consistent with the position expressed by FAO.

FoodE project aims at involving local initiatives all around the European Union in the design, implementation and monitoring of environmentally, economically and socially sustainable City Region Food Systems. While the diversity of European cities and regions is currently a barrier to the systematisation of CRFS initiatives in the continent, FoodE will enhance the common characteristics through sustainability assessment and cross-pollination. Therefore, FoodE ICT assets will be crucial to reach these aims and encourage exchange among the stakeholders and the FoodE App will have a fundamental role.

The project chose to focus on the research, development and implementation of an App because of the following reasons. The growing of mobile phone users worldwide is 3.5 billion people in 2020 (Statista, 2019a). This data is matched by a consistent number of Apps downloads: in 2019, consumers downloaded 204 billion mobile Apps to their devices (Statista, 2020a). Among all the available Apps, the Food and Drink category represents a share of 3.4%, and Health and Fitness 3.3% (Statista 2019b). In particular, previous research has highlighted how the latter has been subject to an exponential rise in availability and popularity (Lowe et al., 2015; Schoeppe et al., 2016; Allman-Farinelli & Gemming, 2017). Healthy lifestyle Apps are the most studied, as they are considered a low-cost and efficient solution to instigate behaviour change and improve people's diets (Rabbi et al., 2014; Coughlin et al., 2015; Elbert et al., 2016; Schoeppe et al., 2016; Mummah et al., 2016; Covolo et al., 2017; Samoggia and Riedel, 2020). There is limited research focused on Apps use for agro-food products' purchasing and consumption.



Relevant past research on these issues are Doub et al. (2015), Gilliland et al. (2015) and Okumus et al. (2018) who focused on grocery shopping, local food and food orders respectively.

3. FoodE App Aims

As foreseen in the GA, the main objective of the FoodE App is to mobilise and interconnect different categories of users and stakeholders along the food supply chain (T3.2.2). The App will also aim at easing citizen awareness on CRFS sustainability (mapping and describing sustainable CRFS initiatives) and their engagement in monitoring and reviewing CRFS (T3.3). It will also allow citizens to engage in “serious game” activities where their effort in data compiling will be awarded with benefits on CRFS accessibility (T3.3). Annex A provides a detailed reporting on FoodE App as provided by the GA. Below section is a summary.

As per T3.2.2, “Development of an online App to mobilise and interconnect different categories of users and stakeholders”, the implementation of the FoodE App (D3.7) will allow for easy accessibility and immediate interaction from users. The CRFS review system will be accessible to CRFS users, through QR code embedded in product and services receipts and attendance ticket. Based on the number and completeness of reviews, users will be able to access dedicated reward programmes (e.g. FoodE ZeroMiles) for accessing discounts and benefits in CRFS projects. CRFS projects will be ranked based on both the user feedback on the app and the score received on sustainability indicators (T2.3 and T2.4) and awarded with the FoodE Hero award during the MyLocalFoodE initiative (T3.1.3).

As per T3.2.3, “FoodE App updates and improvement”, during the project development, the FoodE App will evolve based on the following elements:

- Users feedback: users will be involved in reviewing the accessibility and user-friendliness of the tool.
- Sustainability assessment tools: key indicators identified in T2.4 will be integrated in the App and will be voluntarily filled up by CRFS managers.
- App scale-up: further CRFS will be included based on the voluntary subscriptions from other CRFS projects. By M30, the App will likely host more than 200 CRFS across the whole EU.

As per T4.1, the “FoodE challenge”, an open challenge for the design of innovative CRFS pilot projects, will be launched. Regardless to the possible monetary award provided by existing competitions, winning teams will be able to access special benefits within the FoodE ZeroMiles programme (which allows for discount on goods and services provided by CRFS case studies present in the FoodE App).

As per T4.4, “Participatory pilot monitoring”, the performance indicators of each pilot will be made public on the FoodE website at predefined time intervals and the predefined quality attributes of each pilot will be gathered and made available to the FoodE App.



As per T5.3 “Multi-user online survey tool”, a multi-user online survey tool on the FoodE App will be made available (D5.3) for three target stakeholder groups:

- owners/members of CRFS;
- users of CRFSs;
- stakeholder groups (HEIs, PAs and NGOs).

By using the online survey tool, owners/members of CRFS receive a sustainability assessment by entering their business data into the protected online survey tool. Thereby, owners/members are able to check their performance in different sustainability dimensions.

As per T7.1.4, “The FoodE interactive website”, the FoodE website will also integrate the FoodE App (developed in T3.2).

As per T7.3.1, “Exploitation plan”, FoodE sustainability beyond the project end will be guaranteed through continued animation and management of the community, by physical activities but in particular through the FoodE App, that will integrate input from WP2, WP4, WP5 and WP6. Being designed and developed to meet the community’s need, the FoodE App will likely continue to be used after the project’s end, indeed FoodE will set activities for securing involvement, interest and continued participation of the FoodE App stakeholders. During the project implementation, the consortium will assess the possibility that one, or more, of the stakeholders takes over the management of the FoodE App. The FoodE App will be however kept online for at least 5 years after the project ends using own resources of the consortium. Furthermore, the consortium will consider applying for an EU-funded COST Action, that would allow further joint work of the whole FoodE App for several additional years and support not only its sustainability but also its further development.

As per T7.3.2, “Stakeholder network and EU project clustering”, it is expected that the network enlargement will benefit from the “snowball effect” of the project’s ongoing activities, its active online app, its systematic presence in social media and the realization of the MyLocalFoodE initiative. The FoodE App will also improve the cooperation and synergies between the different public authorities within a country and between different countries, allowing for expanded coverage area and intervention capacity in the different EU regions. The FoodE App may be a source of concrete and detailed field experiences for policy makers. It will help them to seize the meeting point between theory and practice and to adapt when possible their frameworks for a better response to CRFS sustainability (D7.20) as well as benefitting from accessing an extended network of CRFS stakeholders (D7.21).

4. Methodology

4.1 Methodological framework

The following conceptual map includes the data and information sources used to collect data for the preparation of this report (Figure 1).

These sources were deemed relevant to provide an exhaustive overview of the present studies on digital solutions in the agri-food sector which have been studied in the literature as well as those that are currently on the market and in use, with a specific focus on Apps.

The used sources are the following:

- Literature review of 57 scientific papers on how digital solutions have been used in the agri-food sector, especially for selling and purchasing food;
- Survey for project partners: an online questionnaire was circulated among the project partners as an exploratory search for Apps currently in use;
- Survey for CRFS: as part of WP2, an online questionnaire was circulated among CRFS initiatives around Europe and a question about the technology they use was included;
- App mapping: an inventory of the Apps currently available for download has been compiled.

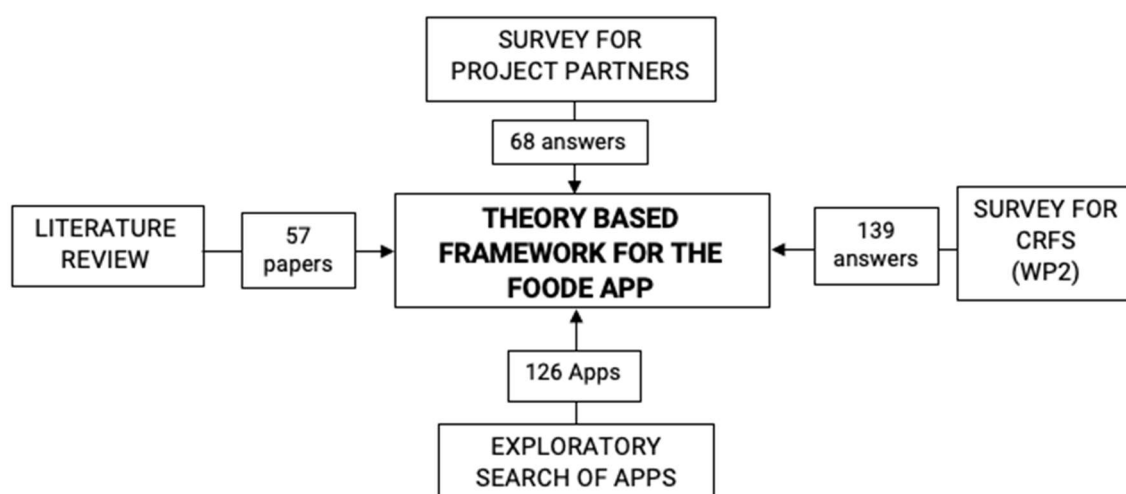


Figure 1. Conceptual map of relevant sources.

The preparation of this report consisted of the following methodological steps:

- Secondary data collection and elaboration: literature review and exploratory search of Applications
- Primary data collection and elaboration: questionnaire to the partners and questionnaire to CRFS

4.2 Data collection

4.2.1 Secondary data collection: literature review and exploratory search of Applications

4.2.1.1 Literature review

In order to design a theory-based framework for the development of a CRFS-oriented App as foreseen in the GA, the research aimed at understanding and analysing the current research panorama of ICT solutions in the agri-food sector. For this reason, in April 2020, a literature review of past studies on the aforementioned topic was conducted in a



structured and systematic manner. Studies included in the literature review were retrieved from two scientific search engines: Scopus and Web of Science. A search string with a combination of selected search terms was used in both databases to yield relevant results. The final string consisted of four groups of words, which are explained as follows. Since a univocal word for *App* does not exist, the first group includes App synonyms, and similar words to convey that meaning such as *mobile*, *device*, *digital*, "*smartphone Application*" and *ICT* (short for Information and Communications Technology). Despite the latter being a broad term, it is often used in the literature to refer to the sort of digital solution this report is about. The word *Application* alone was excluded as it is used in a wide range of fields and created undefined results. The second group of words focused the results on the agro-food sector using three expressions: *food*, *agro-food* and *agri-food*. To align the database search to the project's focus on City Region Food Systems initiatives, the words *urban*, *local* and *regional* were added. The fourth group of words aimed at limiting the selection to those Apps that are favouring a direct relationship between producers and consumers: *consumer*, *consumption*, *marketing*, *commercialization*, *distribution*, *selling*, *delivery* and *trade*. Given the large number of papers from the field of medicine resulting from the string at this stage, it was added AND NOT *medic** to exclude them. *medic** was not relevant for the scope of the present research. As technology is a fast-changing field, a temporal limitation was put in place to include only works published between 2010 and 2020.

The search with the string on Scopus yielded 370 results, of which three were duplicates, so the identified papers were 367. Of these, 79 were selected for further screening based on title, abstract and journal of publication. The same string was used on Web of Science, where it resulted in 398 studies: of these, 164 were different from the results in Scopus and their title, abstract and journal of publication were screened to select 25 studies. The resulting 104 papers were read in full and 47 were eliminated as out of scope for this research as they were not focused on agri-food products or on ICT tools. 57 studies were therefore included in the final body of literature to be analysed.

The selected papers were analysed by three different researchers, in order to limit the possible bias. All the papers were read in full and classified according to the following categories.

- Country
- Year of publication
- Journal of publication
- Theoretical framework of the paper
- Aim of the paper
- Theoretical framework of the digital solution
- Rural or urban context
- Methodological approach
- Data collection method
- Data elaboration method
- Type of digital solution
- Digital solution aims
- Digital solution target
- Digital solution management
- Section of the agro food chain



— Digital solution successful features or interesting findings

4.2.1.2 Exploratory search of Applications

Starting from December 2019, an exploratory search of smartphone Apps on Google Play Store was performed. Google Play, which is the official App store for the Android operating system, was chosen as it is the largest App store, with 2.57 million Apps accessible for users (Statista, 2020b). The following keywords in three different languages (English, Italian and Spanish) were used: Local food, Fruits and vegetables, Fresh local, Seasonal food, Sustainable food, Sustainable urban, Urban farm markets.

The exploratory search of Apps was further implemented by adding the following relevant sources identified in cooperation with Arctur FoodE partner, expert in this field and in charge of the App development:

- App store, the digital distribution platform developed by Apple, where mobile Apps running on iOS & iPadOS operating systems can be found;
- App Annie website, one of the leading mobile data and analytics platforms;
- APKPure website, a website providing smartphones software downloads;
- Advice from experts among FoodE project partners;
- Google search engine, where sources mentioning agro-food Apps were searched.

These keywords were also added: Farmers market, Local farmers market, Local food farmers and the App category “Food & Drink” was selected.

As these searches yielded a consistent number of results, several inclusion and exclusion criteria were identified to fine tune the results. The following inclusion criteria were used:

- Title and description of the Apps related to:
 - Presence of urban and regional food markets and farms
 - Mapping of restaurants offering urban and regional food
 - Availability of urban and regional food delivery (farm to door delivery service)
 - Availability of information regarding seasonal food, urban and regional food, news in the world of urban agriculture, nutritional facts etc.
 - Tackling of the food waste in urban area
 - Reward systems for sustainable lifestyle in urban areas
 - Nutrition-information and diet-tracking

The following exclusion criteria were used:

- Mobile Apps that have not been updated or reviewed for more than four years

From all these sources, a total of 126 Apps were found (see Annex B).

In order to acquire data for Apps analysis, the identified Apps were subsequently searched in Google Play Store, which offers consistent parameters for analysis, such as the number of downloads and reviews.

The Apps were analysed according to the following categories:

- Mobile App distribution platform in which they are available
- Category as reported in Google Play
- Number of downloads
- Latest update
- Country of origin



- User rating
- Number of reviews
- App objective

In addition, the Apps were analysed through the hierarchical taxonomy of Behaviour Change Techniques (BCTs) developed by Michie et al. (2013). This approach together with other studies set a framework for nutritional studies and consumer behaviour adopted in App impact analysis (Gilliland et al., 2015; Coughlin et al., 2015; Schoeppe et al., 2016; Zhao et al., 2016; Samoggia et al., 2020). The limited theoretical foundation of the digital solutions identified in the literature review studies supported the analytical approach adopted. Michie model identified 93 different techniques used in the Apps clustered in 16 groups: Goals and planning; Feedback and monitoring; Social support; Shaping knowledge; Natural consequences; Comparison of behaviour; Associations; Repetition and substitution; Comparison of outcomes; Reward and threat; Regulation; Antecedents; Identity; Scheduled consequences; Self-belief; Covert learning. Out of these, the following four items were drawn as the most fitting for the present research: community creation, knowledge enhancement, self-monitoring/goal setting, reward/performance feedback.

4.2.2 Primary data collection: survey for project partners and survey for CRFS

4.2.2.1 Survey for experts: FoodE project partners

In order to explore experts' and stakeholders' experiences and opinions on Apps within the agro-food system, an online questionnaire was created through the Qualtrics platform. This is an additional activity carried out within the current deliverable, not initially foreseen by the FoodE GA and carried out in cooperation with Arctur partner. The questionnaire items were developed based on a first analysis of the digital solutions described in the literature review. The questionnaire was circulated among project partners.

It was made up of 12 close-ended questions (factual questions, checklist type, rating Likert scale questions), grouped in four major areas (see Annex C).

First, respondents were asked if they have been using any App related to the agro food system in the past two years and, if yes, to indicate its name, its objective and whether they started using it during COVID-19 pandemic or not. Second, a list of possible objectives drawn from the literature was made available for the respondents to choose from. Moreover, they were asked what purpose would motivate them to use an agro-food related App by rating a list of possible motivations on scale from 1 (not at all important) to 5 (very important). The third area of the questionnaire asked the respondents if they knew an App with the characteristics suggested in the previous questions already exists and how likely they were to use such an App abroad. The last part of the questionnaire included a few socio-demographic questions, such as indicating name, gender and age (in compliance with the ethics requirements explained in D8.1 and D8.2).

4.2.2.2 Survey for CRFS initiatives

As part of the WP2 (T2.1), an online survey was developed to gather data on innovative CRFS in Europe. In order to ensure the broadest amount of respondents possible, both



from a sectoral and a geographical point of view, its dissemination was planned taking advantage of the T2.1 inventory and of the partnership networks. For the same reason, the survey was translated in eight languages: English, French, Italian, Spanish, Dutch, German, Romanian and Slovenian.

The survey consisted of 25 questions, both open-ended and close-ended (factual questions, multiple answers, checklist type, rating questions), grouped in 9 sections. Two questions were designed to inform the App:

1. “Do you use digital solutions/online channels for the dissemination of your activities?”
2. “If yes, please indicate what do you use”

The first question was close-ended (Yes/No answer) and the second one allowed multiple choices, with the following possible answers:

- Platform/Website
- Social Networks
- App
- Others (please explain)

5. Results

5.1 Literature review

5.1.1 Results

The following are the results of the content analysis of the 57 selected papers.

5.1.1.1 Temporal and geographical distribution of the papers

First of all, a preliminary analysis of time and place of the studies was conducted (see Figure 2, 3 and 4).

Research works were overall well distributed around the world, but two continents stood out for the highest number of papers on digital solutions in the agri-food sector, with 21 papers each:

- Europe (Rossi et al., 2010; Vallauri, 2014; Davies, 2014; Joosse and Hracs, 2015; Bacarella et al., 2015; Arapovic and Karkin, 2015; Tadei et al., 2016; Pienak et al., 2016; Gupta, 2016; Eli et al., 2016; Quaranta and Salvia, 2017; Della Gala and Reed, 2017; Marchetti et al., 2018; Duignan et al., 2018; Davies and Garrett, 2018; Ievoli et al., 2019; De Bernardi, 2019; Bassano et al., 2019; Poelman et al. 2020; Lee et al. 2020; De Bernardi et al., 2020);
- Asia (Anib et al., 2019; Hossain et al., 2019; Murthy et al., 2019; Nikmawati et al., 2019; Oborin, 2019; Pyanikova et al., 2019; Syaglova, 2019; Thamaraiselvan et al., 2019; Wang et al., 2019; Davies and Garrett, 2018; Gupta et al., 2018; Kaur et al, 2018; Fauzi et al., 2017; Shanita et al., 2017; Wicha et al., 2017; Ahmed et al., 2016; Eli et al., 2016; Gupta, 2016; Srividya, 2016; Yen and Zaaba, 2016; Moon et al., 2012).

12 papers are focused on African countries (Koufie and Kesa, 2020; Mwalupaso et al., 2020; Zina and Sun, 2020; Isler et al., 2019; Davies and Garrett, 2018; Byomire et al., 2016; Eli et al., 2016; Gupta, 2016; Vallauri, 2014; Henriques and Kock, 2012; Odiaka, 2012; Chang et al., 2010) while nine referred to Oceania (Pond et al., 2019; Davies and Garrett, 2018; Tonkin et al., 2017; Eli et al., 2016; Gupta, 2016; Kurnia et al., 2015; Bali et al., 2014; Hearn et al., 2014) and eight to America (Bakırcı-Taylor et al., 2019; Dellinger et al., 2019; Davies and Garrett, 2018; Eli et al., 2016; Gupta, 2016; Gilliland et al., 2015; Hearn et al., 2014; Rahman et al., 2011).

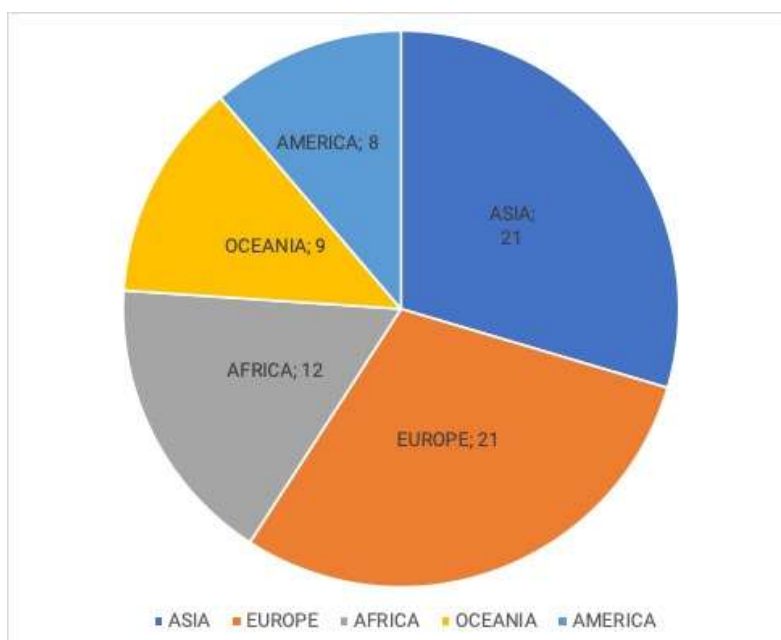


Figure 2. Geographical distribution of analysed papers.

The choice of selecting papers in the time frame of 2010-2020 was confirmed as valid from the years of publication of the resulting papers. As Figure 3 shows, from 2015 onwards the body of research on digital solutions in the agri-food sector has grown consistently. It particularly peaked in 2019 when 16 papers on the topic have been published, a trend that will likely continue in the years ahead – considering that the database search for 2020 only included papers out before April. None of the papers published in 2013 was considered eligible for the final analysis.

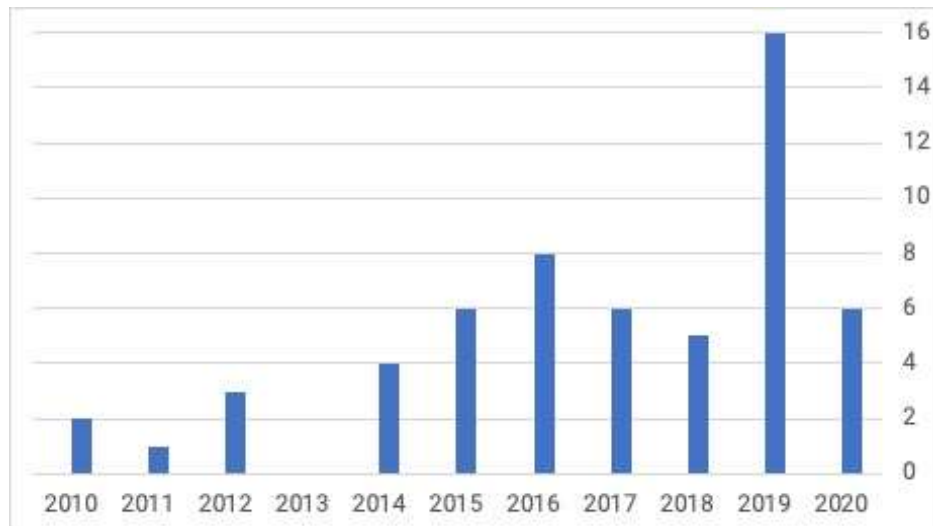


Figure 3. Years of publication of the selected papers.

Combining geographic and time distribution, an interesting picture emerges (see Figure 4). All five continents reflect the general time pattern mentioned above, where after 2015 the body of research increased consistently. However, while for some continents (namely Europe and Asia) this meant a steady growth, for others (namely America and Oceania) it was only a small increase. Africa classified in the middle, with a few peaks (in 2016 and in 2020) and a general increase in the remaining years.

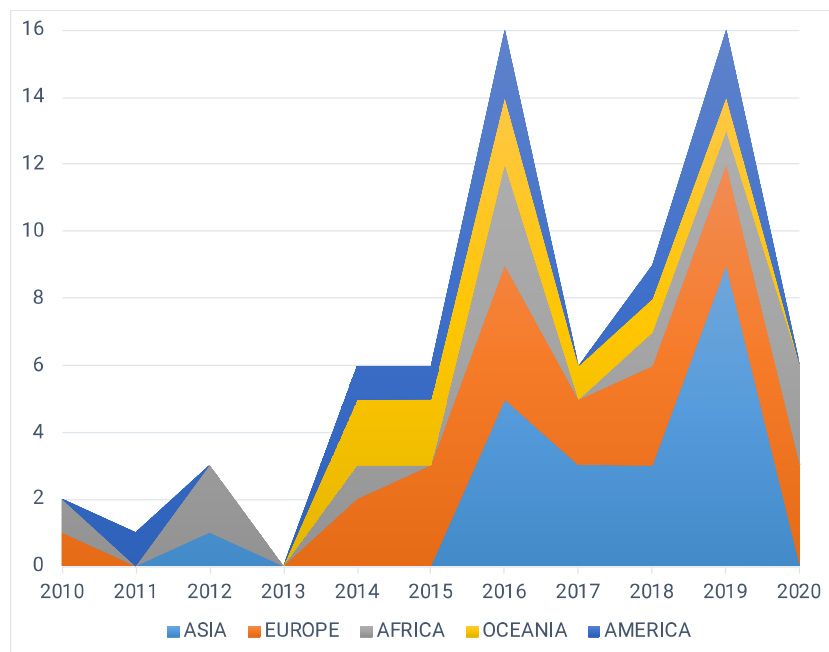


Figure 4. Historical evolution of published studies.

5.1.1.2 Papers' fields of research and aims

The selected body of research was well distributed in different disciplines, with IT being the most present with 21% of papers falling within the subject followed by the medical-nutrition field (see Figure 5). Both were consistent with the aims of the FoodE project: the great number of papers in the field of technology reflected the focus of the present research on digital solutions, while the high number of nutrition-related papers reflected a strong presence of nutrition ICT solutions, in particular Apps, in the market which was confirmed by later stages of research.

However, it is interesting to note that only 10% of papers were in the field of agriculture, which was predictable given the limited development of the primary sector in terms of technological innovation.

3% of papers are instead published in a tourism-focused journal, which shows a new tendency of such field towards technology.

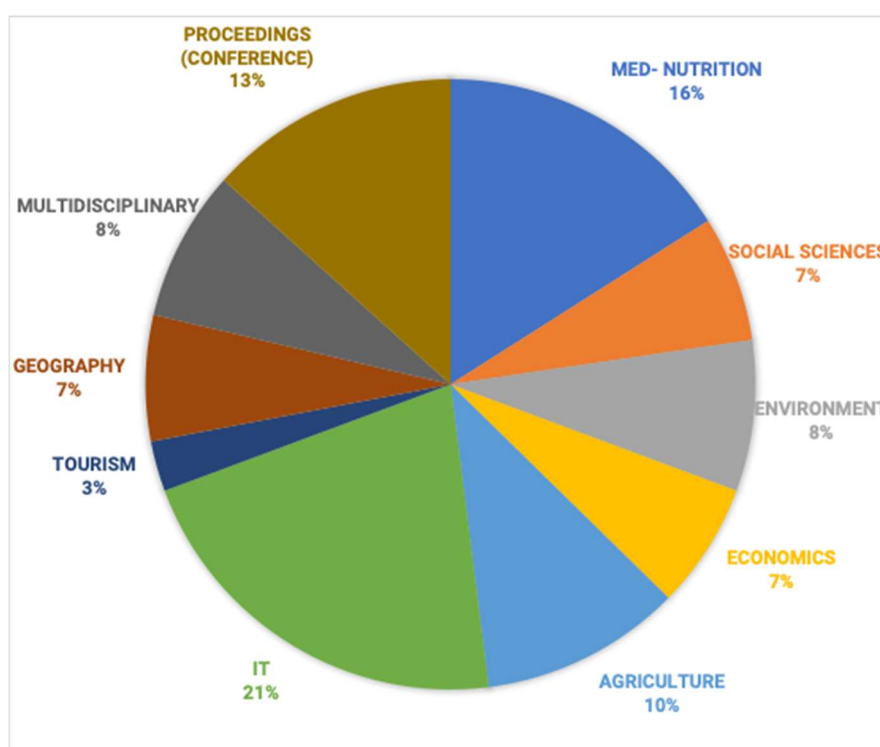


Figure 5. Journals of publication in percentage.

Regardless of the journal of publication discipline, the vast majority of papers were aimed at studying three topics (see Figure 6):

- the effects of digital solutions on local and sustainable consumption – 20 papers (Vallauri, 2014; Hearn et al., 2014; Davies, 2014; Kurnia et al., 2015a; Kurnia et al., 2015b; Joosse and Hracs, 2015; Bacarella et al., 2015; Yen and Zaaba, 2016; Srividya, 2016; Pieniak et al., 2016; Eli et al., 2016; Wicha et al., 2017; Quaranta and Salvia, 2017; Della Gala and Reed, 2017; Duignan et al., 2018; Wang et al., 2019; Nikmawati et al., 2019; De Bernardi et al., 2019; Anib et al., 2019; De Bernardi et al., 2020);

- the effects of digital solutions on healthy eating – 15 papers (Rossi et al., 2010; Ball et al., 2014; Gilliland et al., 2015; Pieniak et al., 2016; Gupta, 2016; Tonkin et al., 2017; Shanita et al., 2017; Marchetti et al., 2018; Kaur et al., 2018; Pond et al., 2019; Murthy et al., 2019; Isler et al., 2019; Dellinger et al., 2019; Bakırcı-Taylor et al., 2019; Mwalupaso et al., 2020);
- the effects of digital solutions on farm marketing – 11 papers (Kurnia et al., 2015a; Kurnia et al., 2015b; Joosse and Hracs, 2015; Arapovic and Karkin, 2015; Tadei et al., 2016; Byomire et al., 2016; Wicha et al., 2017; Quaranta and Salvia, 2017; Della Gala and Reed, 2017; Ievoli et al., 2019; Hossain et al. 2019).

These three major topics are strongly in line with the objectives of the FoodE App, in particular with easing citizen awareness on CRFS sustainability by mapping and describing sustainable CRFS initiatives, and therefore increasing household's sustainable and healthy consumption as well as CRFS sales of sustainable food.

Interestingly, the least studied topic was the role of digital in retail, which was the focus of two papers only (Rahman et al., 2011; Syaglova, 2019). This result could be due to the difficulties in collecting information and data on retailers' approach towards digital solutions, as it may disclose information on retailers' marketing strategies. However, it should be noted that retailers are conducting their researches on the topic independently and it is difficult to access their data. One of the three case studies analysed by Syaglova (2019) was a mobile Application of the Russian retail network "X5 Retail Group", including 13,000 trading companies, operating as hypermarket and supermarket: such Application allowed buyers to use a loyalty card in electronic form, to receive special offers and recommendations on products and prices.

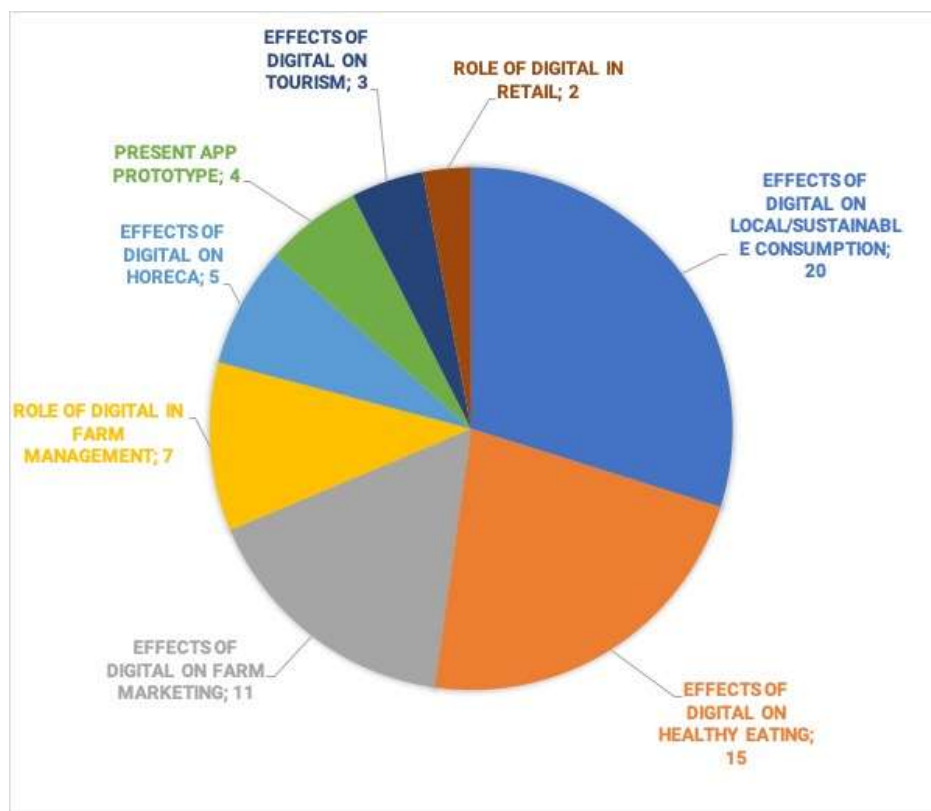


Figure 6. Aims of the papers (n° of studies).



5.1.1.3 Urban or rural focus and methodological approaches of the papers

Given the FoodE research focus on City Region Food System, it was deemed relevant to classify the papers according to their focus on rural or urban agri-food activities. 44% of the selected papers had a focus on rural areas while 47% on an urban setting: the latter reflects a general trend in the literature of exploring ICT solutions in urban agri-food systems. One paper in particular compared an urban and a rural experience: a London-based veg box scheme ([Transition Belsize Veg Bag](#) scheme) and an e-agriculture pilot project with Kenyan farmers (Vallauri, 2014). In both cases, it was found that the use of digital tools to document and share food projects allows the collaboration and engagement of stakeholders otherwise distant or unrelated: this represents an original way of looking at technology, which is usually relegated – especially in the farming sector – to techniques improvement (Vallauri, 2014).

As far as methodological approaches were concerned, qualitative and quantitative methodologies were equally used (47% of papers each).

5.1.1.4 Types of digital solutions studied in the papers

The selected papers varied in several ways, but the types of digital solutions studied in the literature were the most homogeneous result. Mobile Apps were the most studied digital solutions, followed by websites and platforms, phones and tablets and social and classic media (Figure 7). Apps were the focus of 25 papers, a result in line with the aim of the current research which is targeted specifically at Apps (see section 5.1.2 for specific results about Apps-focused papers).

20 papers studied websites and platforms: the focus here was on e-commerce, namely the buying and selling of food products using online platforms (Moon et al., 2012; Henriques and Kock, 2012; Vallauri, 2014; Hearn et al., 2014; Kurnia et al., 2015a; Kurnia et al., 2015b; Arapovic and Karkin, 2015; Tadei et al., 2016; Srividya, 2016; Ahmed et al., 2016; Quaranta and Salvia, 2017; Della Gala and Reed, 2017; Davies and Garrett, 2018; Wang et al., 2019; Ievoli et al., 2019; Hossain et al., 2019; De Bernardi et al., 2019; Bassano et al., 2019; Bakırcı-Taylor et al., 2019; De Bernardi et al., 2020). Most of the papers were about small-scale producers being able to enter the market through e-commerce, but a few were focusing on retailers as well. Interestingly, half of the papers analysed online selling platforms in Europe, followed by Asia and Oceania. The two most studied online platforms were the [Food Assembly](#) and the [Open Food Network](#): the former was the focus of two Italian researches on customers behaviour (De Bernardi et al., 2019; De Bernardi et al., 2020), while the latter was studied in two Australian papers (Kurnia et al., 2015a; Kurnia et al., 2015b) and one UK paper (Della Gala and Reed, 2017). On one hand, it was found that the success of the Food Assembly business model laid in the mix between knowledge sharing on their website and on-site interactions, especially in terms of customers' purchase frequency (De Bernardi et al., 2020). On the other hand, Kurnia et al. (2015a) studied the platform from the point of view of producers, examining how ICT solutions like the Open Food Network can support sustainable practices among Australian food hubs. Moreover, they inquired whether the whole regional supply chains could benefit from the use of the platform (Kurnia et al., 2015a): despite a few challenges, such as products distribution and difficulty in cooperation with local farmers, both hypotheses were confirmed (Kurnia et al., 2015a; Kurnia et al.,



2015b). Della Gala and Reed (2017) found that for both case studies (Stroudco Food Hub and the Dean Forest Food Hub, in the South of England) selling through the Open Food Network meant more efficiency for the producers and easy access to affordable local food for consumers.

While most other papers were focusing on single specific e-commerce platforms, there were two exceptions: Bakırcı-Taylor et al. (2019) researching the nutrition-advice website “Jump2Health” and Bassano et al. (2019) comparing two tourism-related websites “Umbria on the blog” and “[Il Mangiastorie](#)”. “Umbria on the blog” was considered more effective in attracting tourists as it reported the experiences of ten bloggers invited to visit the region for a weekend, while “Il Mangiastorie” simply told stories of traditional products (Bassano et al., 2019).

Nine papers were on mobile phone use, focusing on the use of SMS, voice messages or WhatsApp messages for agri-food sales or health advice (Rossi et al., 2010; Chang et al., 2010; Odiaka, 2012; Bacarella et al., 2015; Kaur et al., 2018; Murthy et al., 2019; Isler et al., 2019; Bakırcı-Taylor et al., 2019; Mwalupaso et al., 2020). Most of these researches (4) took place in African countries (Chang et al., 2010; Odiaka, 2012; Isler et al., 2019; Mwalupaso et al., 2020).

Eight papers studied social and classic media (six and two, respectively) (Chang et al., 2010; Rahman et al., 2011; Hearn et al., 2014; Byomire et al., 2016; Duignan et al., 2018; Pyanikova et al., 2019; Bakırcı-Taylor et al., 2019; Koufie and Kesa; 2020). Among the first group, the most mentioned social media was Facebook, which was used at different stages of the food supply chain: urban farmers in Uganda used it to exchange agricultural information and to sell their products (Byomire et al., 2016), the EATCambridge Festival used it to facilitate customer–producer, customer–festival and producer–festival interactions (Duignan et al., 2018), researchers used it to improve healthy eating among children in the USA (Bakırcı-Taylor et al., 2019), and millennials in South Africa posted about their meals helping local restaurants business with e-Word of Mouth (Koufie and Kesa, 2020).

Some of the papers in the body of literature studied several types of digital solutions: for example, Hearn et al. (2014) included 21 of them. The ICT tools covered in their study belonged to the three categories of “App”, “Website/Platform” and “Social Media” and they were compared to describe emerging innovations in urban food systems according to their technical, discursive and social components. The digital solutions they described were all aimed at increasing local and sustainable consumption, but in particular they focused on providing information on food provenance, on foraging, on food waste reduction, on cooking as well as reinforcing networks of growers and eaters. In the field of nutrition, Bakırcı-Taylor et al. (2019) compared three types of nutritional interventions (phone text messages, Facebook page and the Jump2Health website) to test with a randomised control trial which intervention resulted in a higher intake of fruits and vegetables in young children.

While the above covered three types of digital solutions each, the following studies covered two. Davies and Garrett (2018) listed several technologies helpful at farm level, such as “[CocoaLink](#)” which connects stakeholders in the Ghanaian cocoa supply chain using text and voice messages; “[Digital Green](#)”, which shares good agricultural practices among smallholder farmers through videos in their own language and dialects; “MFarm”, a mobile App connecting Kenyan farmers with urban markets. Ahmed et al. (2016)

described digital solutions belonging to the SENSE project: for example, “E-agriculture”, a platform where farmers can ask questions about farming issues to receive possible solutions from agricultural experts; “[Agri-eyes](#)”, a farm environment monitoring system which can support farmers decision-making. “FarmDroid” a web Application studied by Henriques and Kock (2012) enables smallholders to interact with traders, retailers, consumers, and each other; it also included a dashboard of local prices, planting and harvesting risk indices, weather conditions and access to a virtual marketplace. Chang et al. (2010) paper evaluated the existing ICT contribution in connecting farmers to the market in Senegal: the most widely available ICTs were mobile phones but it was found that they were still not majorly used as a marketing tool by producers.

While describing digital solutions, some authors also addressed the related barriers to their use (Joosse and Hracs, 2015; Tadei et al., 2016; Hossain et al., 2019; Ievoli et al., 2019). Hossain et al. (2019) mentioned farmers’ perception of high technological barriers when trying to sell their products in online buying groups in Bangladesh and Ievoli et al. (2019) seconded that by adding the lack of broadband in rural areas is a challenge for many. Another issue peculiar of the agri-food sector is the perishability of agro-food products, which demands quick and accurate supply chain operations (Tadei et al., 2016). On consumer side, the challenge is trust: not being able to see the products first-hand, consumers are unsure of what they are buying, and remain critical of Apps usefulness (Joosse and Hracs (2015).

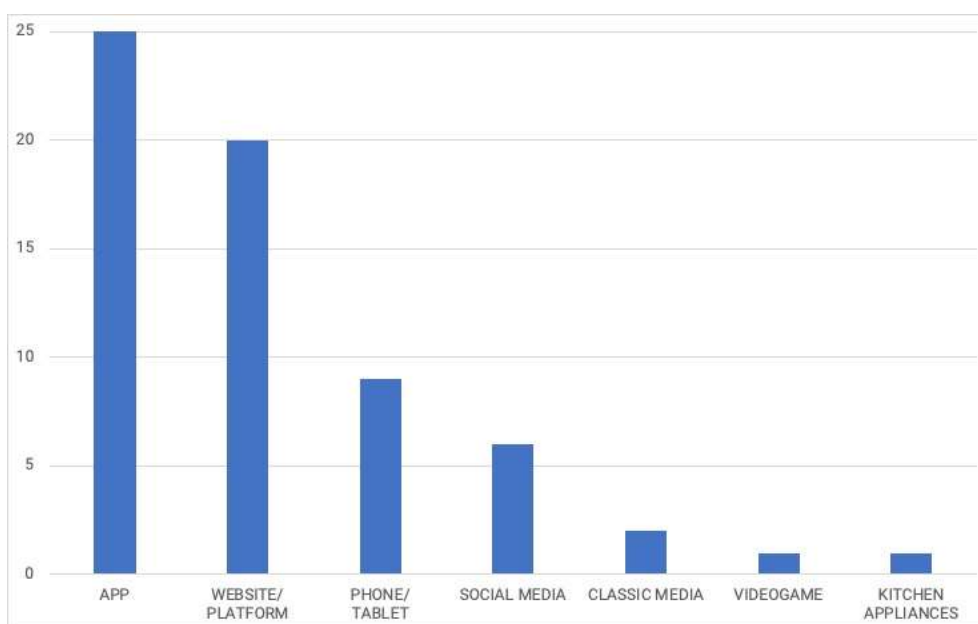


Figure 7. Types of digital solutions studied in the literature (n° of papers).

5.1.1.5 Aims of digital solutions

Most of the digital solutions analysed in the literature have two main objectives (figure 8):

- selling agri-food products - 23 papers (Moon et al., 2012; Vallauri, 2014; Hearn et al., 2014; Kurnia et al., 2015a; Kurnia et al., 2015b; Tadei et al., 2016; Srividya, 2016; Byomire et al., 2016; Ahmed et al., 2016; Wicha et al., 2017; Quaranta and



Salvia, 2017; Della Gala and Reed, 2017; Gupta et al., 2018; Davies and Garrett, 2018; Wang et al., 2019; Thamaraiselvan et al., 2019; Syaglova, 2019; Oborin, 2019; Ievoli et al., 2019; Hossain et al., 2019; De Bernardi et al., 2019; Anib et al., 2019; De Bernardi et al., 2020);

- buying agri-food products - 20 papers (Vallauri, 2014; Hearn et al., 2014; Kurnia et al., 2015a; Kurnia et al., 2015b; Joosse and Hracs, 2015; Tadei et al., 2016; Srividya, 2016; Byomire et al., 2016; Ahmed et al., 2016; Wicha et al., 2017; Quaranta and Salvia, 2017; Della Gala and Reed, 2017; Wang et al., 2019; Thamaraiselvan et al., 2019; Syaglova, 2019; Oborino, 2019; Ievoli et al., 2019; De Bernardi et al., 2019; Anib et al., 2019; De Bernardi et al., 2020).

The three papers present in the first group and not in the second are solely focused on the producers' side, therefore only describing the use of the digital solution from their point of view, while the remaining 20 studied how the digital solution helped the exchange between producers and consumers.

Similarly, 16 papers addressed the topic of food delivery, which is the fifth aim for number of digital solutions addressing it and it is strongly linked to the first two (Vallauri, 2014; Hearn et al., 2014; Kurnia et al., 2015a; Kurnia et al., 2015b; Tadei et al., 2016; Srividya, 2016; Ahmed et al., 2016; Wicha et al., 2017; Quaranta and Salvia, 2017; Della Gala and Reed, 2017; Wang et al., 2019; Thamaraiselvan et al., 2019; Syaglova, 2019; Oborin, 2019; Ievoli et al., 2019; Anib et al., 2019). This result reflects a similar finding of the exploratory Apps search, where Apps used for buying and delivering food products were the two most common (see 6.3).

The third most popular aim for digital solutions was networking with consumers, which was addressed by 18 papers (Chang et al., 2010; Rahman et al., 2011; Moon et al., 2012; Henriques and Kock, 2012; Vallauri, 2014; Hearn et al., 2014; Kurnia et al., 2015a; Kurnia et al., 2015b; Bacarella et al., 2015; Eli et al., 2016; Byomire et al., 2016; Della Gala and Reed, 2017; Duignan et al., 2018; Pyanikova et al., 2019; Ievoli et al., 2019; De Bernardi et al., 2019; Koufie and Kesa, 2020; De Bernardi et al., 2020). The concept of networking with consumers here addressed is definitely linked with marketing and the sense of belonging that marketing strategies aim at creating in consumers. In light of this, it is interesting to note that the item "food promotion" was not the aim for any of the digital solutions described in the literature: the networking action appears to be limited to users sharing food information and reviews of food places. Other aims unrepresented in the literature were information about urban agriculture and job search/labour management. The former is interesting as other forms of food information (on seasonal or organic food for example) were present in the literature, albeit in limited amounts. The latter instead was in contrast with a general trend of growing popularity for job search Applications, linked with the need of a more fluent exchange between jobseekers and employers, especially in the agricultural sector.

The fourth most popular digital solution aim, with 17 papers dedicated to it, is health advice, a concept in line with the analysis of the section of the agro-food chain, where healthy consumption was the third most popular (Rossi et al., 2010; Ball et al., 2014; Gilliland et al., 2015; Pieniak et al., 2016; Gupta, 2016; Tonkin et al., 2017; Shanita et al., 2017; Marchetti et al., 2018; Kaur et al., 2018; Pond et al., 2019; Nikmawati et al., 2019; Murthy et al., 2019; Isler et al., 2019; Dellinger et al., 2019; Bakircı-Taylor et al., 2019; Poelman et al., 2020; Mwalupaso et al., 2020).

Other frequent goals were the connection among farmers, as well as spreading knowledge about food. No papers were found on digital solutions aimed at providing urban agriculture information, giving food promotion or helping with job seeking or labour management.

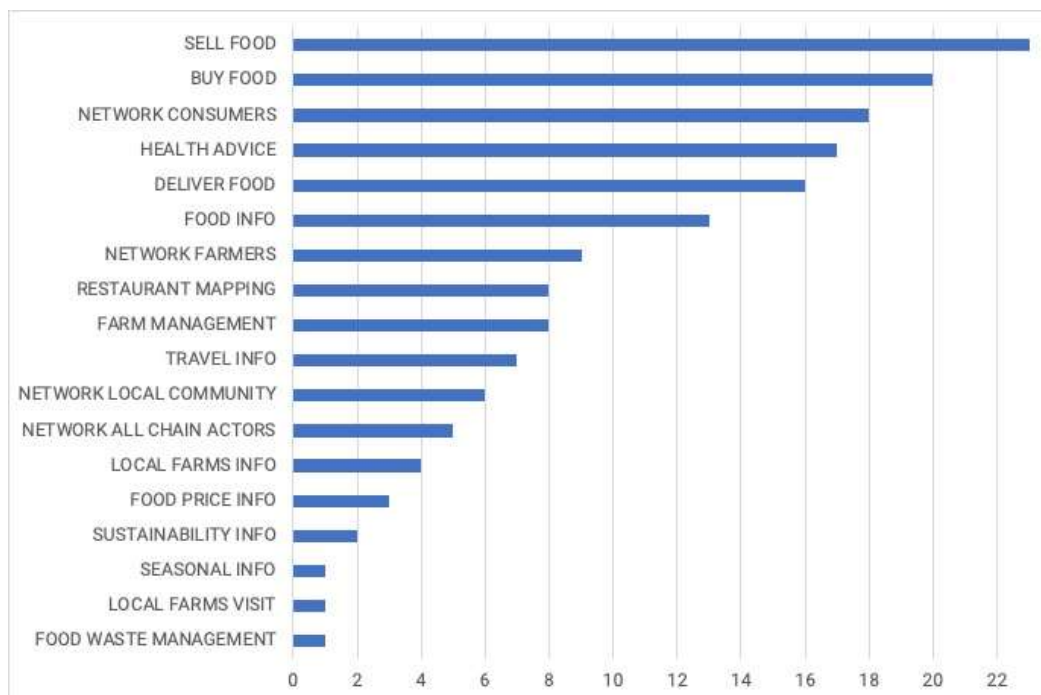


Figure 8. Digital solutions aims (n° of papers).

5.1.1.6 Section of the agri-food chain where the digital solutions operate

Further analysis was included to understand in which section of the agri-food supply chain the digital solution was operating, and the findings were in line with the results above. In Figure 9, the first two columns are:

- production, which accounts for 21 papers (Rahman et al., 2011; Odiaka, 2012; Moon et al., 2012; Henriques and Kock, 2012; Vallauri, 2014; Hearn et al., 2014; Davies et al., 2014; Arapovic and Karkin, 2015; Byomire et al., 2016; Ahmed et al., 2016; Wicha et al., 2017; Quaranta and Salvia, 2017; Della Gala and Reed, 2017; Gupta et al., 2018; Duignan et al., 2018; Davies and Garrett, 2018; Ievoli et al., 2019; Hossain et al., 2019; De Bernardi et al., 2019; Zina and Sun, 2020; De Bernardi et al., 2020);
- distribution, with 18 papers (Chang et al., 2010; Rahman et al., 2011; Moon et al., 2012; Vallauri, 2014; Hearn et al., 2014; Davies, 2014; Kurnia et al., 2015a; Kurnai et al., 2015b; Tadei et al., 2016; Byomire et al., 2016; Ahmed et al., 2016; Wicha et al., 2017; Quaranta and Salvia, 2017; Della Gala and Reed, 2017; Davies and Garrett, 2018; Ievoli et al., 2019; Hossain et al., 2019; De Bernardi et al., 2020).

Similarly, Figure 8 showed how “Sell food”, “Buy food” and “Deliver food” were prominent among digital solutions aims.

When counting all the papers on the topic of “Consumption” (both healthy consumption and consumption in general), this becomes the first category, with 29 papers. For the purpose of this analysis, it was deemed more adequate to split the studies into the two groups of “Healthy consumption” and “Consumption”, as shown in Figure 10, and the following analysis will adhere to this classification. Thus, the third most studied section of the agri-food chain is healthy consumption, researched in 16 papers (Rossi et al., 2010; Ball et al., 2014; Gilliland et al., 2016; Pieniak et al., 2016; Gupta, 2016; Tonkin et al., 2017; Shanita et al., 2017; Marchetti et al., 2018; Kaur et al., 2018; Pond et al., 2019; Murthy et al., 2019; Isler et al., 2019; Dellinger et al., 2019; Bakırcı-Taylor et al., 2019; Poelman et al., 2020; Mwalupaso et al., 2020). This section included all the studies on digital solutions used in the nutritional field to stimulate healthy consumption among specific populations or segments of the population. For example, Ball et al. (2014) studied an App supporting healthy food habits among socioeconomically disadvantaged women in Australia while Murthy et al. (2019) used voice messages to reach the same goal in India. Indigenous communities were the target of two studies aimed at creating culturally appropriate nutrition interventions in Australia (Tonkin et al., 2017) and in Canada (Dellinger et al., 2019). Pieniak et al. (2016) analysed how to increase healthy food consumption among young adults in Poland, while Bakırcı-Taylor et al. (2019) focused on fruits and vegetables consumption among young children in the USA.

Since the “Consumption” category is the fourth, with 13 papers written on the topic (Vallauri, 2014; Hearn et al., 2014; Davies, 2014; Kurnia et al., 2015a; Kurnia et al., 2015b; Joosse and Hracs, 2015; Eli et al., 2016; Quaranta and Salvia, 2017; Della Gala and Reed, 2017; Davies and Garrett, 2018; De Bernardi et al., 2019; Anib et al., 2019; De Bernardi et al., 2020) the issue of consumption in general (nutrition-oriented or not) can be considered the first most studied section of the agri-food chain in the literature.

These last findings confirmed a previously highlighted trend: the digital solutions analysed were heavily concentrated on shortening the chain favouring a direct contact between producers and consumers as well as favouring a healthier consumption.

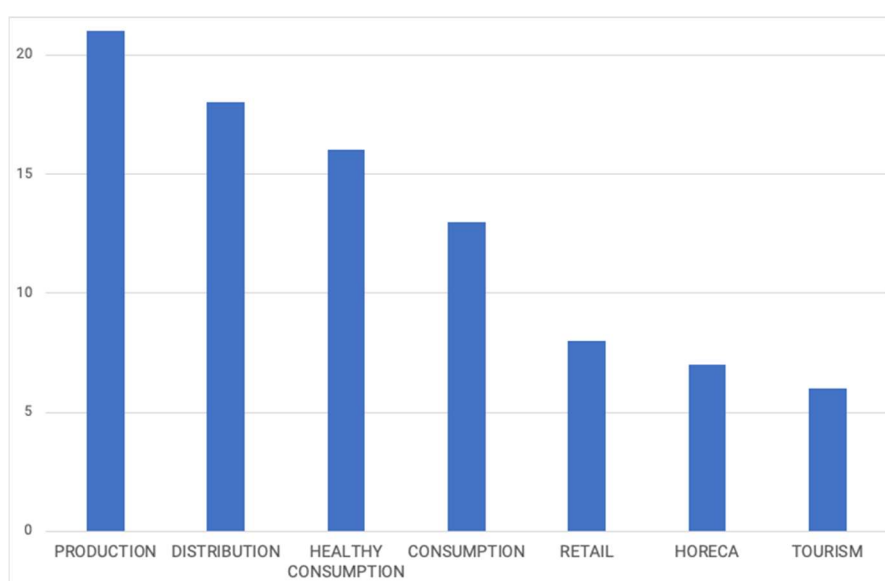


Figure 9. Section of the agri-food chain (n° of papers).



5.1.1.7 Digital solutions effective features

The analysis of effective features of the digital solutions supported that the main advantage in using technology was the improvement in communications and marketing as well as the easy access to information granted.

As shown in Figure 10, “Food information” was the most common feature of digital solutions described in the literature, as it was present in 50 papers out of 57. Its popularity was due to the interests in information of several stakeholders in the food supply chain. On one hand, thanks to websites, Apps and other ICT tools, agri-food producers, restaurants and nutrition experts could share content with clients (or potential ones) in a fast and low-cost manner (Rahman et al., 2011; Byomire et al, 2016; Duignan et al., 2018; Bassano et al., 2019; Koufie and Kesa, 2020). On the other hand, digital solutions allowed interested customers to easily access food information and share their knowledge with other people, building a good or bad reputation through electronic word of mouth.

Some papers also reported that such use of digital solutions can positively impact profits of agri-food enterprises (Henriques and Kock, 2012; Kurnia et al., 2015b; Srividya, 2016; Ahmed et al., 2016; Wicha et al, 2017; Quaranta and Salvia, 2017; Fauzi et al., 2017; Della Gala and Reed, 2017; Gupta et al., 2018; Wang et al., 2019; Thamaraiselvan et al., 2019; Syaglova, 2019; Pyanikova et al., 2019; Oborin, 2019; Ievoli et al., 2019; Hossain et al., 2019; De Bernardi et al., 2019; De Bernardi et al., 2020). Digital solutions granted an increase in profits by expanding the customer and consumer base as well as by allowing a higher bargain power to farmers in setting the price (due to the elimination of middlemen). Some authors, however, argued that establishing a pricing model for online transactions which allows good profit margins for producers while being appealing for consumers has proven difficult (Kurnia et al., 2015a; Tadei et al., 2016).

Networking and user interaction were also found to be playing an important part, being discussed in 32 papers. As reported in 6.1.1.5., networking was guaranteed across the food supply chain: for example, in the study about the Food Assembly in Italy, De Bernardi et al. (2019) claimed that “socially and environmentally driven community-oriented platforms can benefit from online interactions” as they facilitate the development of trust towards the network. Kurnia et al (2015a) seconded this finding by arguing that “community engagement and empowerment” were benefits often cited by participants in the Open Food Network in Australia.

Albeit not being a prevalent feature, “Mapping” is worth mentioning as it is increasing in popularity recently and as location tags (also present in social media) were deemed a crucial marketing tool.

Other interesting features for successful digital solutions which increase customers’ satisfaction and engagement were:

- security of payments;
- punctuality of food delivery;
- the use of video and photo material.

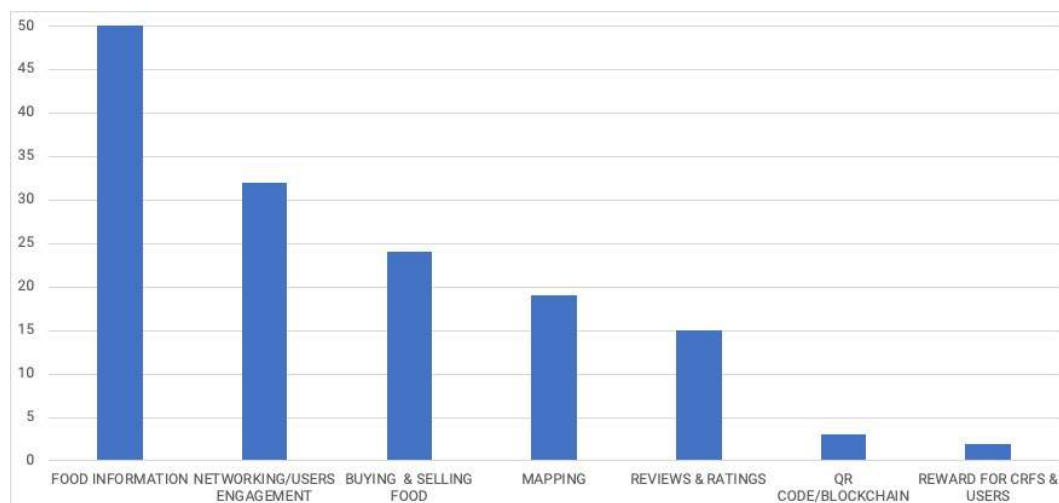


Figure 10. Digital solutions effective features (n° of papers).

5.1.2 Results of literature focused on Apps

Given the aim of the present subtask, it was deemed relevant to aggregate results to focus specifically on the 25 papers studying mobile phone Applications.

5.1.2.1 Temporal and geographical distribution of papers focused on Apps

Starting from geographical distribution of papers, as Figure 11 shows, interesting results emerged: when selecting only studies about Apps, Asia was strongly dominating the literature, with 13 papers on the topic (Yen and Zaaba, 2016; Eli et al., 2016; Ahmend et al., 2016; Wicha et al., 2017; Shanita et al., 2017; Fauzi et al., 2017; Gupta et al., 2018; Davies and Garrett, 2018; Thamaraiselvan et al., 2019; Syaglova, 2019; Oborin, 2019; Nikmawati et al., 2019; Anib et al., 2019), followed by Europe (Joosse and Hracs, 2015; Pieniak et al., 2016; Eli et al., 2016; Davies and Garrett, 2018; Poelman et al., 2020; Lee et al., 2020) and Oceania (Hearn et al., 2014; Bali et al., 2014; Eli et al., 2016; Tonkin et al., 2017; Davies and Garrett, 2018; Pond et al., 2019) with six papers each.

It is important to note that some papers focused on more than one geographic area.

The most popular countries among the Asian papers are India (Gupta et al., 2018; Thamaraiselvan et al., 2019; Anib et al., 2019) and Malaysia (Yen and Zaaba, 2016; Shanita et al., 2017; Fauzi et al., 2017), with three papers each, followed by Russia with two (Syaglova, 2019; Oborin, 2019).

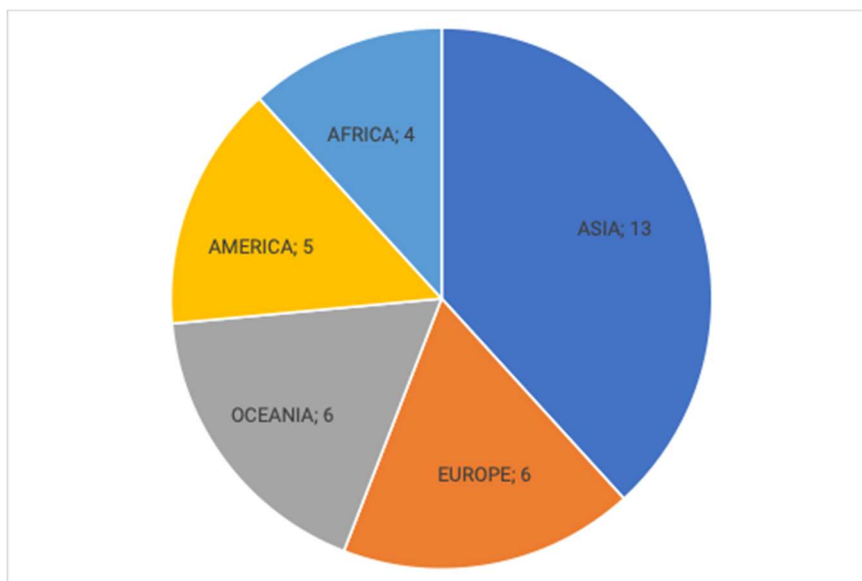


Figure 11. Geographical distribution of papers focused on Apps.

In terms of timeframe, the results focused on Apps reflect the tendency of the full literature analysis: as shown in Figure 12, a strong upward trend is present after year 2016 (with the exception of year 2018). Moreover, no papers on Apps were published in the early years of the decade (2010 and 2011).

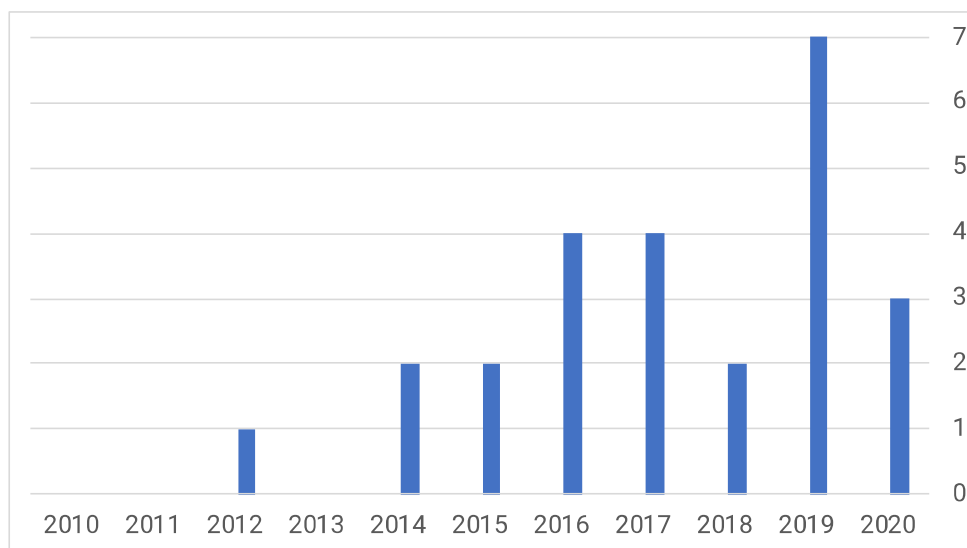


Figure 12. Time distribution of papers focused on Apps.

5.1.2.2 Journals of publication and aims of the papers focused on Apps

As far as journals of publication are concerned, IT was confirmed to be at the forefront with 29% of papers published in this field – an 8% increase compared to general results (Figure 13). A similar increase was recorded in the nutritional field, which was again at the second place, with 23% of papers: the focus on nutrition was 7% higher on Apps than in all the digital solutions.

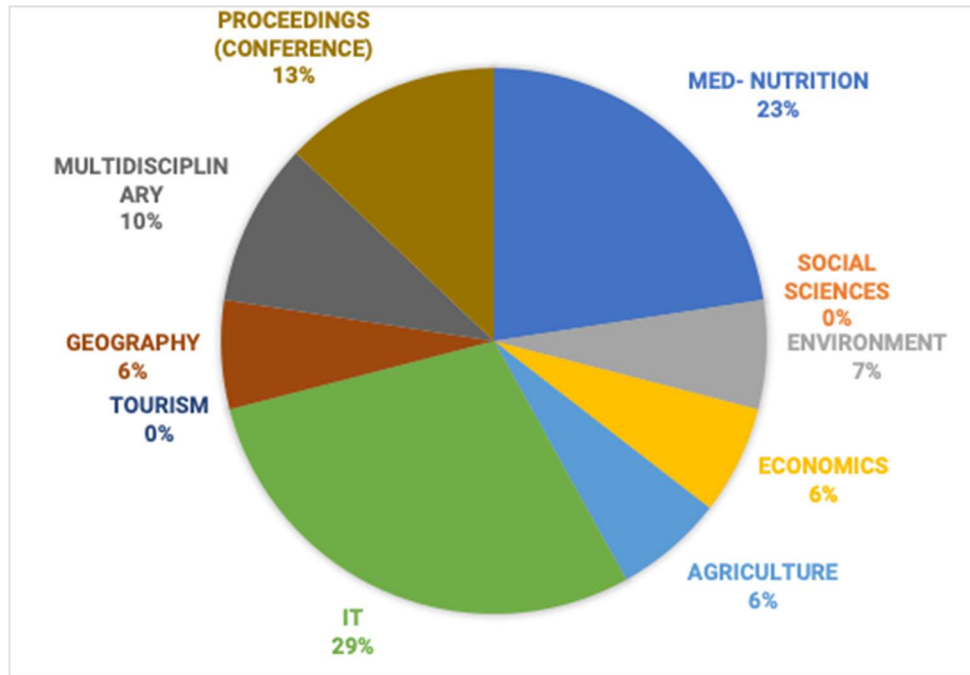


Figure 13. Journals of publication of papers focused on Apps in percentage.

As Figure 14 shows, the first two aims of papers focused on Apps were the same as in the results on all the digital solutions: effects of digital innovations on local and sustainable consumption and effects on healthy eating. The third biggest slice included the four papers presenting an App prototype (Gilliland et al., 2015; Fauzi et al., 2017; Gupta et al., 2018; Poelman et al., 2020). The four prototypes were quite different from each other: for example, Gilliland et al. (2015) designed an App to encourage healthy eating by reducing educational, behavioural and economic barriers to accessing healthy and local food, while “FoodieRoute”, the App described by Fauzi et al. (2017) guides tourists to discover eating places in the region of Sarawak in Malaysia. Gupta et al. (2018) developed a mobile phone Application which allows farmers in India to sell their livestock more easily, while the FoodTrack study presented by Poelman et al. (2020) allowed the researchers to examine the participants’ food environment to assess their food choices and to examine the moderating role of individual and contextual determinants (such as mood, companion, time of the day) of food purchases and consumption.

Effects of digital solutions on tourism and retail were the least studied in this case as well.

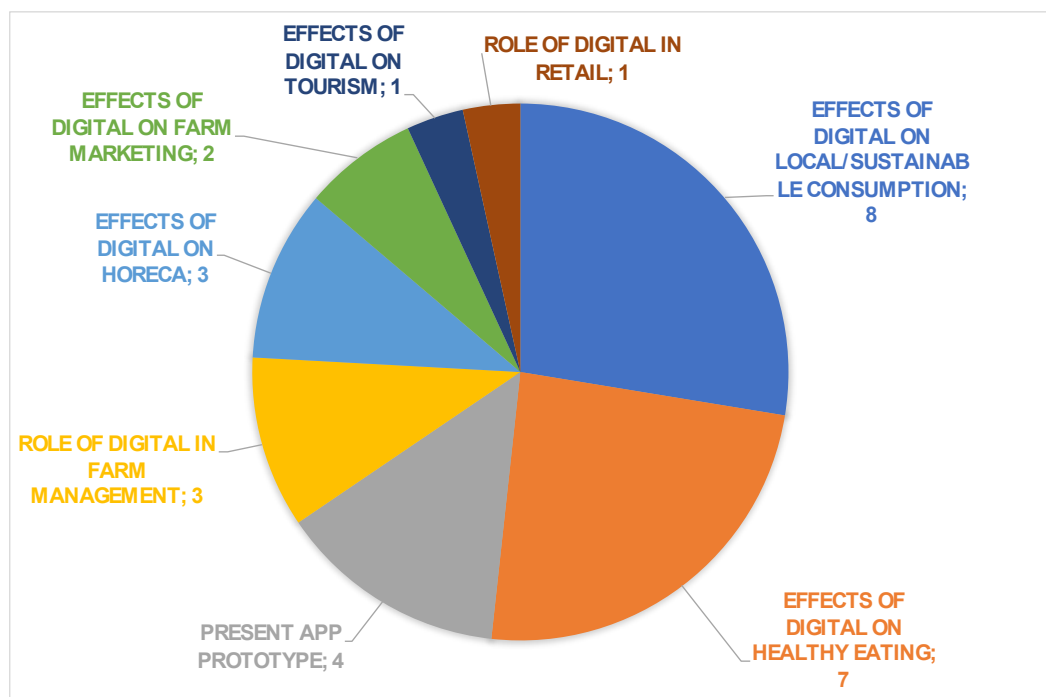


Figure 14. Aims of the papers focused on Apps (n° of studies).

The percentages of papers with rural and urban setting are again equally distributed with 45% and 42%, respectively. Similarly, methodological approaches are homogeneous: both qualitative and quantitative are 43%.

5.1.2.3 Aims of the Apps and stage of the agri-food chain

Both Figure 15 and Figure 16 show an interesting variation compared to the analysis of all the digital solutions: the focus on healthy consumption appeared consistently stronger. Nine out of 25 papers on Apps aimed at providing health advice (Ball et al., 2014; Gilliland et al., 2015; Pieniak et al., 2016; Tonkin et al., 2017; Shanita et al., 2017; Pond et al., 2019; Nikmawati et al., 2019; Dellinger et al., 2019; Poelman et al., 2020), and healthy consumption was the most present section of the agri-food chain.

Popular aims among Apps were respectively:

- Selling (nine papers, Hearn et al., 2014; Ahmed et al., 2016; Wicha et al., 2017; Gupta et al., 2018; Davies and Garrett, 2018; Thamaraiselvan et al., 2019; Syaglova, 2019; Oborin, 2019; Anib et al., 2019),
- Buying (eight papers, Hearn et al., 2014; Joosse and Hracs, 2015; Ahmed et al., 2016; Wicha et al., 2017; Thamaraiselvan et al., 2019; Syaglova, 2019; Oborin, 2019; Anib et al., 2019)
- Delivery (seven papers, Hearn et al., 2014; Ahmed et al., 2016; Wicha et al., 2017; Thamaraiselvan et al., 2019; Syaglova, 2019; Oborin, 2019; Anib et al., 2019).

In some papers, the Apps aim of selling food was paired with the aim of networking with other stakeholders in the food supply chain and of mapping local restaurants. As for the former, see section in 6.1.1.4 for insights on the digital solutions studied by Ahmed et al.

(2016), Gupta et al. (2018), Davies and Garrett (2018). As for the latter, three papers focused on both selling, buying and delivering food and on restaurant mapping: Hearn et al. (2014), Thamaraiselvan et al. (2019), Anib et al. (2019). For example, in the US and Canada the App “Eat St.” provides an interactive map where users can find food trucks in many cities and the website “[Eat Well Guide](#)” includes an interactive map (“Eat Well Everywhere”) with the localisation of stores, restaurants, bakers, CSAs and butchers selling local produce in the US (Hearn et al., 2014). In the other two papers, food delivery Applications and their perception among Indian consumers were studied (Thamaraiselvan et al., 2019; Anib et al., 2019). While Thamaraiselvan et al. (2019) aimed at identifying and explaining the drivers for the acceptability the future trends of food delivery platforms in Indian food marketing scenario, Anib et al. (2019) focused on the consumer perception and level of satisfaction of a single App, “[Swiggy](#)”, developed by an Indian company. No papers were found on Apps aimed at:

- providing urban agriculture information
- promoting food
- helping with job seeking or labour management
- organising local farm visits
- networking with the local community.

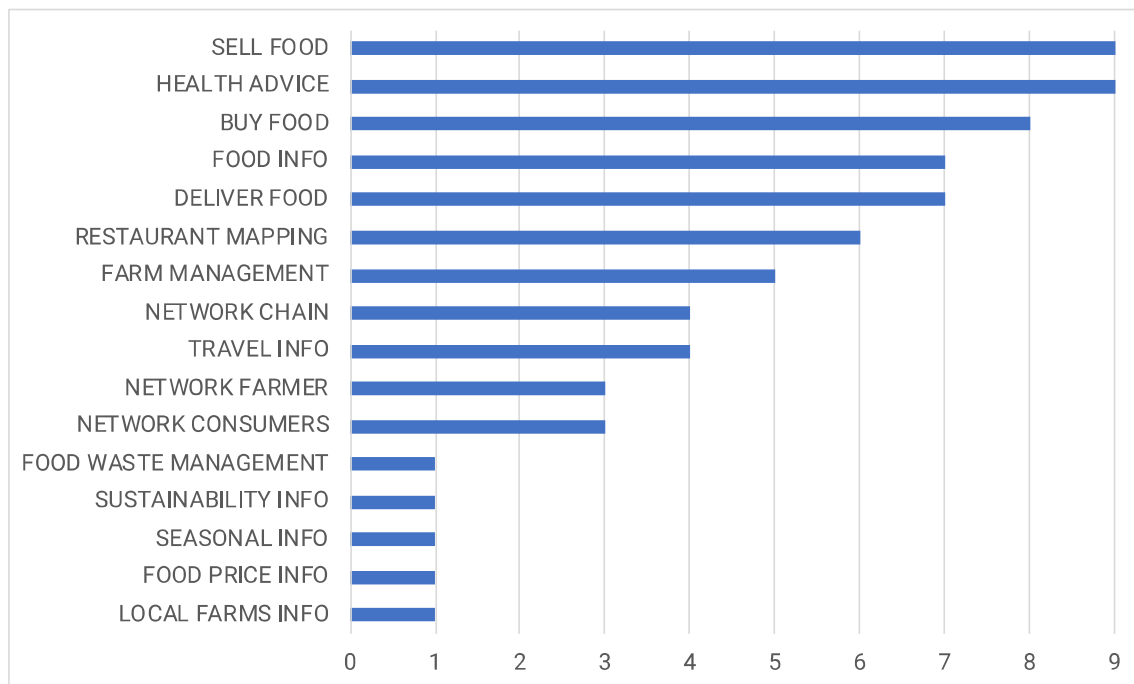


Figure 15. Aims of the Apps described in the papers (n° of studies).

As far as the section of the agri-food chain is concerned, Figure 16 shows that the most interesting change was that of HORECA: while in the analysis of all the digital solutions only seven papers out of 57 (12%) were focusing on this sector, five out of 25 (20%) of the papers on Apps concentrated on HORECA (Hearn et al., 2014; Thamaraiselvan et al., 2019; Oborin, 2019; Nikmawati et al., 2019; Anib et al., 2019). In particular, Oborin (2019) studied how the adoption of new technology could increase the restaurant management efficiency and provide better service quality to clients. For example, local automation systems were recommended for their potential to manage more accurately

both the order of service and the supply of ingredients in the kitchen (Oborin, 2019). The digital solution studied by Nikmawati et al. (2019) is an offline educational Application delivering content about traditional foods of the region of Cirebon in Indonesia. Albeit being a food information App, it was listed in the HORECA category as it is specifically targeted to students of culinary arts, which makes a difference both in how the information is delivered and in how the students will work.

As for the disaggregated results, tourism was the least studied category (see Figure 16). However, half of the papers in this field (three out of six) were App-related (Yen and Zaaba, 2016; Fauzi et al., 2017; Lee et al., 2020). Yen and Zaaba (2016) developed an Android App called “Malaycious” whose main function was to map local restaurants in Malaysia. Their App consisted of six main modules: augmented reality for food location, a photographic food diary made by users, a Smart Budget option to select restaurants based on price, a list of top ten Malaysian foods to try, the promotion of Malaysia Food Festival and geographical filtering. The App developed by the study of Fauzi et al. (2017) was also focused on restaurant location but in a specific region of Malaysia, Sarawak. More recently, Lee et al. (2020) also developed an App prototype called “Local Foodie” using mobile augmented reality (MAR) to encourage local food consumption among tourists in Finland.

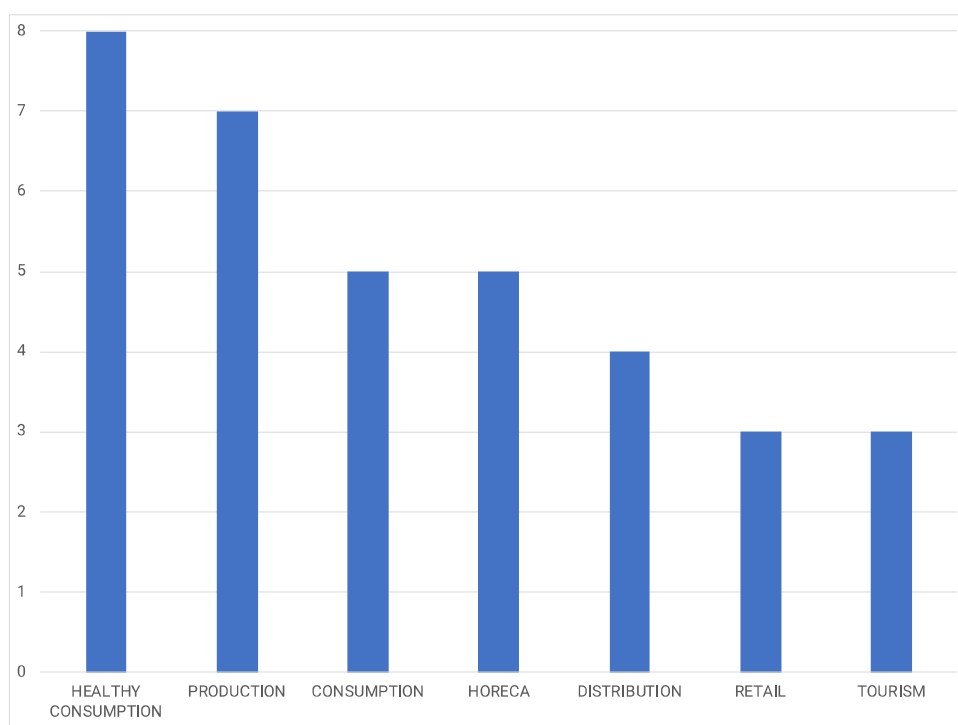


Figure 16. Section of the agri-food chain (n° of papers).

5.1.2.4 Effective features of Apps present in the literature review

As far as successful features are concerned (see Figure 17), results are consistent with the disaggregated results (see 6.1.1.7).

Information on food is the most common feature, present in almost all the papers focused on Apps (22 out of 25). Apps granted an even more immediate access to information as shown by Joosse and Hracs (2015) who described a Swedish App which allowed consumers to scan a product with their smartphone to know if it was produced in Sweden or not.

Networking was the second most common feature, as it was present in 12 papers focused on Apps. Also in this case, networking was guaranteed across the food supply chain: for example, the App developed by Henriques and Kock (2012) enabled smallholders to interact with traders, retailers, consumers, and each other thus encouraging the emergence of sustainable and fair regional markets.

Interestingly, two of three of the papers on blockchain and QR code use were about Apps. Hearn et al. (2014) described the “Harvest Mark” App, which provided a food traceability system allowing consumers to scan a QR code with their smartphones and receive information about the participating fruit, vegetable and poultry brands, including where the food was grown and what kinds of seeds were used. Syaglova (2019) described the case of a Russian food company using blockchain technology to certify the quality of the food they sell.

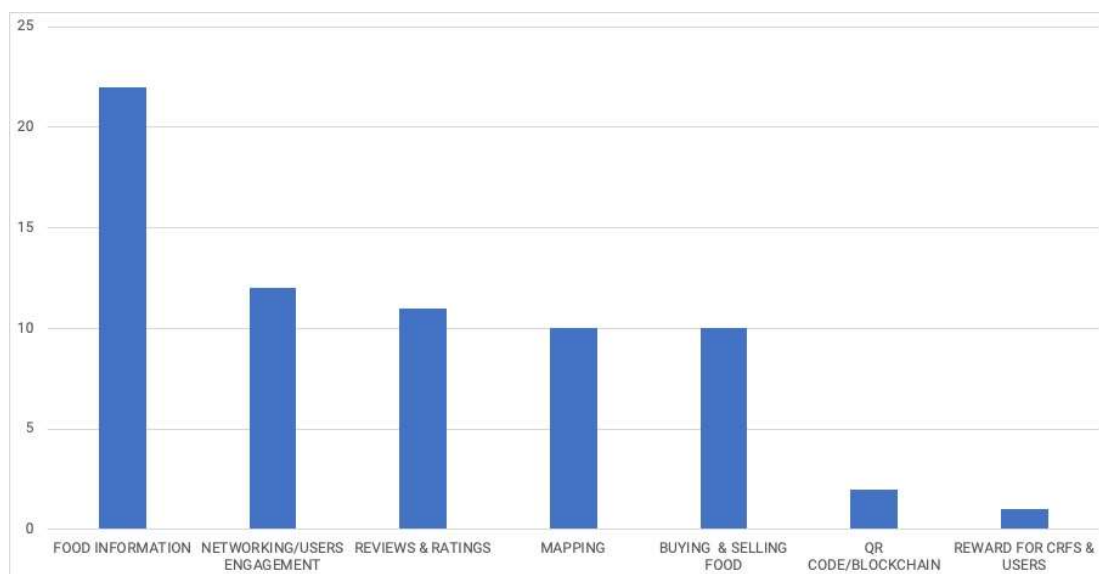


Figure 17. Successful features of the selected Apps (n° of papers).

5.2 FoodE experts: partners' survey results

After circulating the questionnaire within FoodE consortium and, through snowball sampling, to their extended network, 68 valid answers were received.

Female respondents were the majority, while 29% were male.

The average age of the respondents was 36 years old and almost half of them were from Italy (49%). Other countries of origin were Spain (20%), followed by Germany (8%), France (7%), Netherlands (5%). This result reflects the partnership composition, where many of the researchers involved work for Italian institutions.

Only 13% of respondents have been using Apps related to the agro-food system in the past two years, while the remaining 87% have not. The formers were asked to indicate the main objective of the App they used. The results are fairly consistent with the literature review (see Figure 18).

None of the respondents indicated Apps aimed at networking with other stakeholders in the food supply chain, or at providing information on sustainability, or on organic food, or at giving health advice or information on food prices.

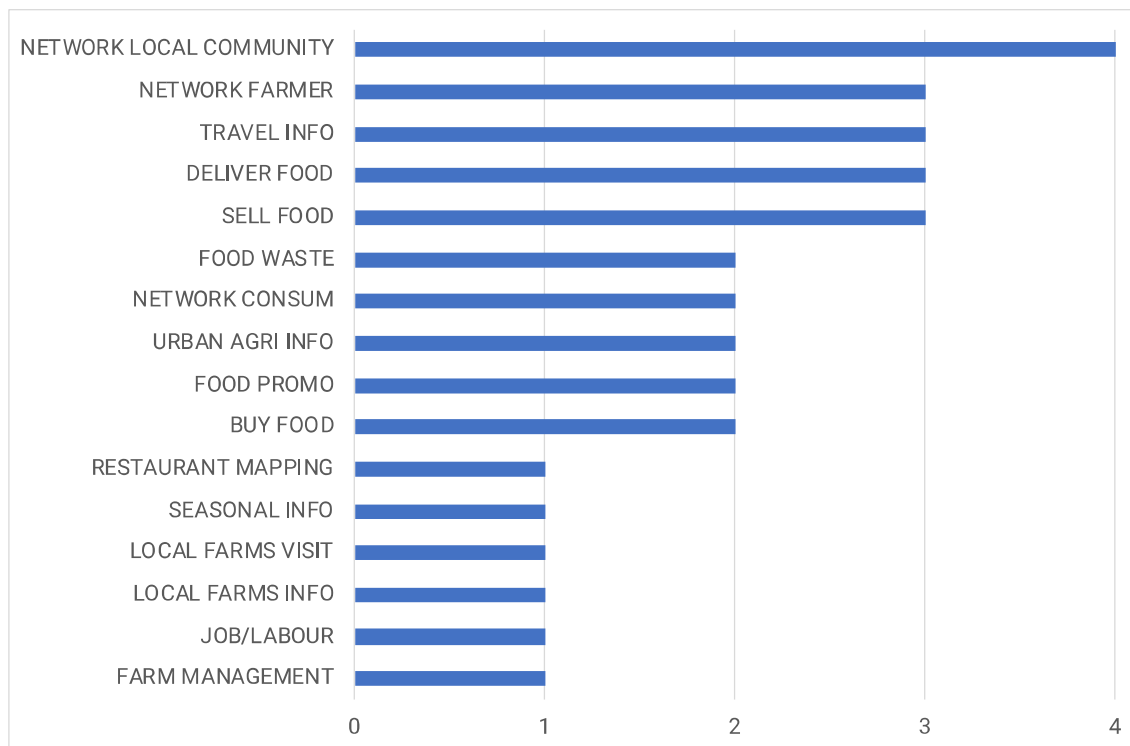


Figure 18. Aims of the Apps indicated by partners in the survey (n° of answers).

5.3 Applications analysis results

The 126 Apps resulted from the search were analysed through content analysis and through the hierarchical taxonomy of Behaviour Change Techniques (BCTs) developed by Michie et al. (2013).

The results of the analysis are the following.

Most Apps (113) were available in Google Play Store, while 96 were downloadable from the App Store.

The most common category is Food & Drink, where the vast majority of Apps (63 out of 126) fell. Examples in this category were quite diverse, from Apps ensuring direct contact between producers and consumers (i.e. “[L’alveare che dice sì - La ruche qui dit oui](#)”) to more common food delivery Apps (i.e. “[Zomato](#)”) and Apps fighting food waste (“[Too Good To Go](#)”). The second most popular category was “Shopping”, with 17 Apps, where for example both “[Esselunga](#)”, a leading Italian supermarket, and “[Cortilia](#)”, an online agricultural market, could be found. All the other Apps fell in the categories of Lifestyle,

Travel & Local, Education, Health and Fitness, Business, Productivity, Social, Tools, News & Magazines.

In terms of number of downloads, the most popular Apps were “[UberEats](#)”, “[Zomato](#)” and “[TripAdvisor](#)”, all three with more than 100.000.000 downloads, while “[MyFitnessPal](#)” and “[Swiggy](#)” followed with 50.000.000+ downloads. The third group of the most widespread Apps includes Apps with more than 10.000.000 downloads, e.g. “[Too Good To Go](#)”, “[FoodPanda](#)”, “[Deliveroo](#)”, “[Yazio](#)”, “[Glovo](#)”, “[Vivino](#)”, “[The Fork](#)”, “[McDonald’s Deutschland](#)” and “[Platinx -Your crop doctor](#)”. Results supported that food delivery Apps were prominent. This was especially true during Covid-19 pandemic, when delivery platforms have helped agri-food business to remain active while minimising the risks (IFPRI, 2020). Some food delivery companies, such as “Swiggy” have gone a further step providing funding to restaurants to resume operations with hygiene and distancing upgrades (IFPRI, 2020).

Considering the countries where the Apps were developed, the results showed considerable differences from the literature review: while Asia prevailed in the papers, in the Apps inventory Europe was the leading continent, standing out from the others by a large number (see Figure 19). In particular, 61 Apps were developed in Europe, while 30 in America, 19 in Asia and 7 and 5 in Africa and Oceania respectively. Such asymmetry could be partly due to language: on one hand, English is nowadays the most common language of academic writing, therefore allowing homogeneity of results; on the other hand, Apps are often developed in the local language, thus limiting the results to the researchers’ literacy in foreign languages.

In the context of this research, the country indicated referred to the country of origin of the company developing the App, but it is important to note that various Apps were used in other states: for example, “[Maano](#)” was created in the US to be used by Zambian farmers.

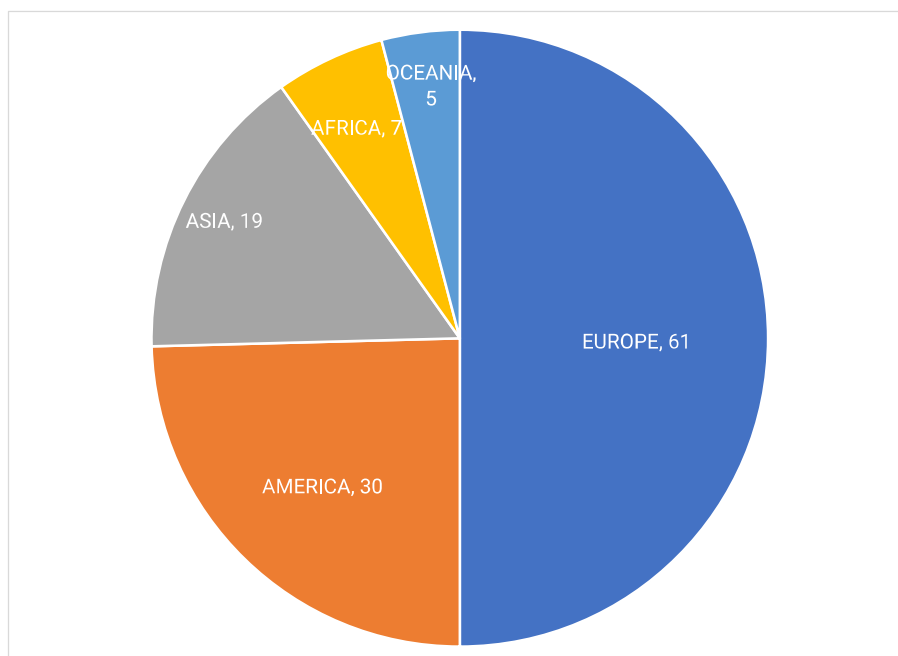


Figure 19. Geographical distribution of analysed Apps (n° of Apps).



The six Apps with the highest possible user rating (5/5) were: “[A casa tua](#)”, “[Fresh&Local](#)”, “[Chyve - Local Food Network](#)”, “[Natoora](#)”, “[Croft - Urban Farms](#)” and “[happyplace](#)”. Users particularly appreciated the chance to have easy access to fresh and local food on their tables. Only two Apps had the lowest possible rating (1/5): “[Central Mass Locavore](#)” and “[Foodcourt](#)”, mainly due to negative feedback on the registration process.

5.3.1 Apps features

Most of the selected Apps focused on food delivery, from small ones such as “[NeatEat](#)” and “[Localtoyou](#)”, to the most popular ones like “[JustEat](#)” and “[Deliveroo](#)”. The delivery was mainly of restaurant dishes but also of fresh agri-food products. Some Apps selling small producers’ goods did not include delivery in their services. This type of Apps included information on food products and a few included discounts for loyal customers. Apps were present in smaller numbers were those targeted at tourists with travel information, those providing nutritional advice and specific sustainability information.

The most common feature among the 126 Apps was “Food information”, present in 98 of them (Figure 20). This item included a wide range of food-related content such as recipes, stories of producers and details on products sold through the App. Information on seasonal food was included in a separate category, and it was featured in 15 Apps. Nine of these were developed in Europe and in particular in Italy and France, reflecting the importance given by both countries to gastronomic culture. Interestingly, seasonality was not mentioned in any of the analysed papers. A few Apps were specifically focused on information on alcoholic beverages, such as “[Vivino](#)” and “[Wine-searcher](#)” for wine and “[Pint Please](#)” for beer.

The second most common feature was “Mapping”, present in 68 Apps. It often included the users’ geolocation and a list of filters to select restaurants, grocery shops and/or farms according to the characteristics searched by the users.

Interestingly, four Apps were very specific in the information provided and only included restaurants cooking with local ingredients: “[ULocal](#)” “[Osterie d’Italia 2020](#)”, “[Etiquettable](#)” and “[Buy Fresh Buy Local Hampton Roads](#)”.

A similar concept was addressed in the literature review by Lee et al. (2020) who mentioned “[Sourcemap](#)”, an online tool used by restaurants to show the miles travelled by the food they serve.

The third and fourth most common features were in line with the body of literature. As mentioned in 6.1.1.5, buying and selling food were popular items, both present in 63 Apps, while only 50 of these included a food delivery service. In all the other cases, a collection point was indicated by the seller.

“Travel info” consisted of 16 Apps with restaurants recommendations for tourists (i.e. “[Going local](#)” and “[Il Golosario Ristoranti](#)”) as well as cooking classes and market visits with local people (i.e. “[TravelingSpoon](#)” and “[Cesarine](#)”).

11 Apps reported information on the sustainability of agro-food products. In particular:

- “[SeafoodWatch](#)” included data on sustainable fishing methods, marine ecosystems conservation and on sustainable fish species;



- “AnaliSAFs” allowed the socio-environmental analysis of agroforestry systems;
- “[Fresh & Local](#)” embedded a *green-o-meter* to calculate the food miles of agro-food products bought by users.

Among the three Apps providing “Urban agriculture information” were included “[Croft – Urban farms](#)” and “[Farmizen](#)”. They were Indian Apps with a similar feature: both were allowing users to rent a small piece of land and to monitor it and grow fruit and vegetable under the supervision of a farmer. A similar model was identified in the literature by Ievoli et al. (2019) whose case study was “[Natura Vicina](#)” farm which allowed the active involvement of customers through the possibility of having their own organic vegetable garden to watch growing through webcams located in the greenhouses, and to have them delivered throughout the year.

As opposed to the literature review, no Apps providing information on agri-food prices were found, while the absence of Apps helping with labour management and job search was in line with the literature results.

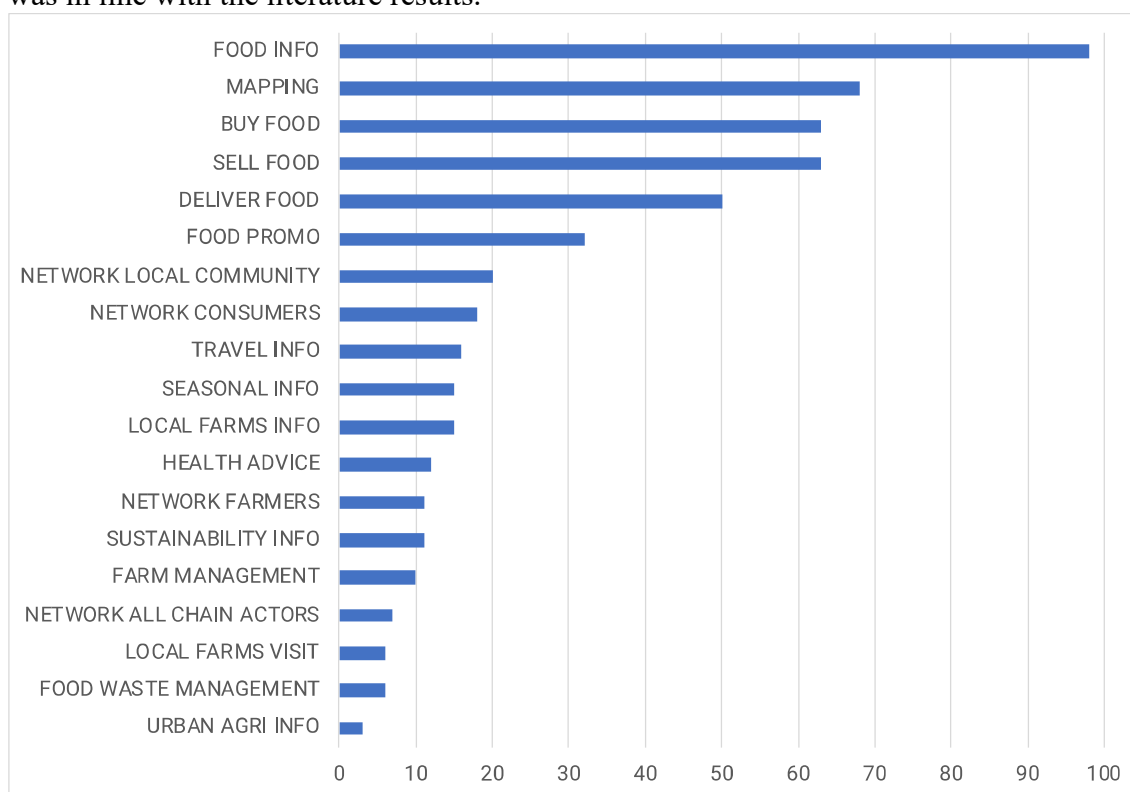


Figure 20. Apps features (n° of Apps).

The research focused on four specific features: community creation, knowledge enhancement, self-monitoring/goal setting, reward/performance feedback (Figure 21).

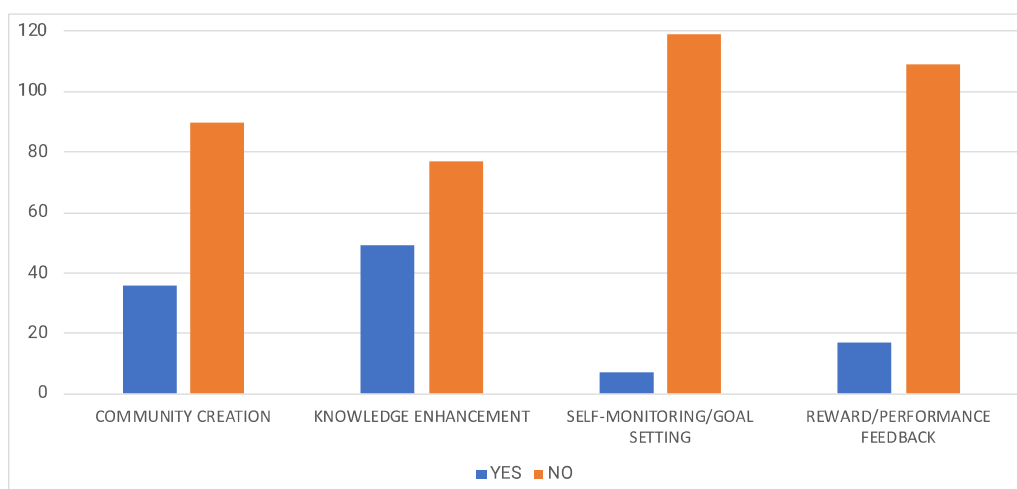


Figure 21. Presence (yes) or absence (no) of four indicators in the selected Apps (n° of Apps).

The most popular of them was “Knowledge enhancement”, featured in 49 Apps and targeted to both farmers and consumers, often by combining a community to share contents. “Open Food Facts” allowed the exchange of information on food carbon footprint, nutrients content, traceability and additives to build a sharable online database. [“Natoora”](#) included Information targeted to chefs on farmers and their products.

The creation of a community was the second most popular indicator and a feature of 36 Apps, where the network among consumers aimed at sharing personal experiences within the online community. For example, [“My Fitness Pal”](#), was among the most downloaded Apps creating a webspace where it was possible to share healthy lifestyle advice and personal results. [“OLIO – Share more. Waste less”](#) brought the community from online to offline, allowing the sharing of food which would otherwise be wasted among neighbours.

Under the “Reward/performance feedback” indicator fell 17 Apps mainly providing discounts to frequent customers, such as [“Local Food Champion”](#) and [“Sayurbox”](#).

“Self-monitoring and goal setting” were the least present indicators (in only 7 Apps), especially nutrition focused ones (i.e. [“Yazio”](#) and [“FitMenCook”](#)) but also educational ([Fooducate – D](#)).

The concept of sustainability was mostly addressed by Apps developed in Europe, and a few American ones. Sustainability was declined in two main ways. First of all, the concept of local food is often addressed by Apps targeted to tourists with the idea of involving them in the gastronomic culture of a place by promoting local food traditions. Secondly, the issue of food waste was addressed by European Apps only (six Apps) while only one paper in the literature (Hearn et al., 2014) mentioned it.

A remarkable difference between the literature and the Apps inventory was the interest for farm management: Asian and African papers were more focused on this topic throughout the last decade (Odiaka, 2012; Moon et al., 2012; Henriques and Kock, 2012;

Ahmed et al. 2016; Wicha et al., 2017; Davies and Garrett, 2018; Hossain et al., 2019; Zina and Sun, 2020), but among the Apps in the inventory four were American, two European and only two African.

5.4. CRFS use of ICT solutions

The survey was still open at the time of responses accessibility. As of mid-September (14th September 2020), after data cleaning, 139 answers from CRFS initiatives across Europe were received. Figure 22 shows an overview of the geographical distribution of the respondents: almost half of them were from France (55), followed by Spain (31), Germany (20) and Italy (14).

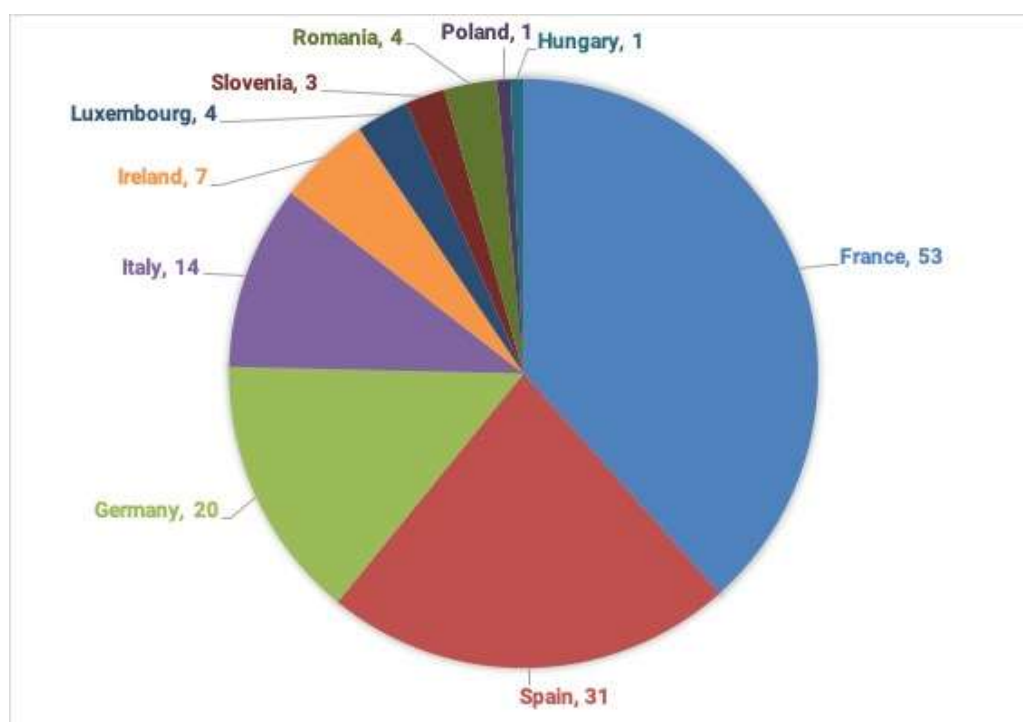


Figure 22. Geographical distribution of CRFS initiatives that responded the survey.

The results showed that CRFS initiatives in Europe participating in the survey proliferated in particular after 2010, as it can be seen from the steady growth shown in Figure 23.

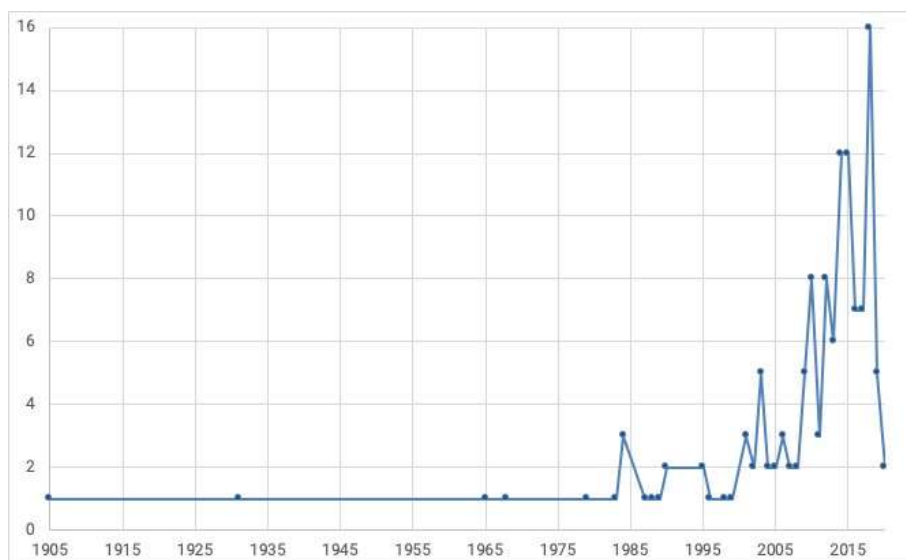


Figure 23. Start year of CRFS initiatives.

Most of the initiatives were located in urban and peri-urban areas (69 and 43, respectively), while only 48 in rural areas (see Figure 24).

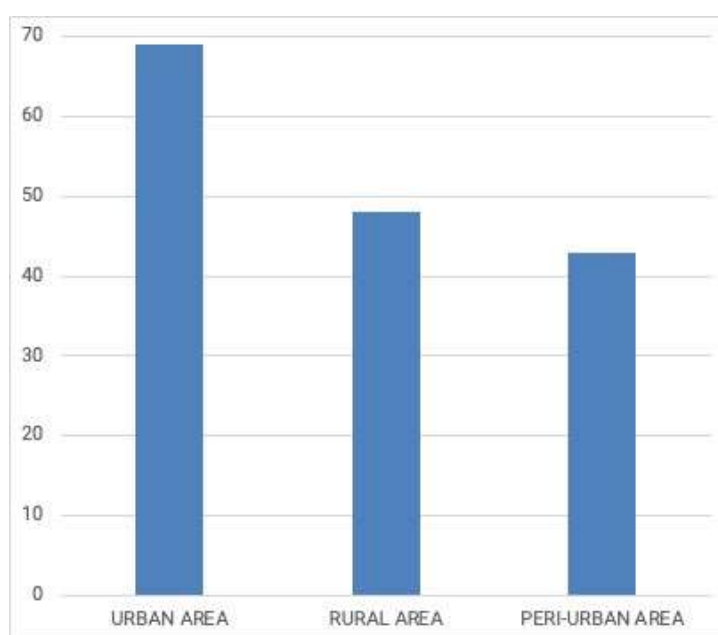


Figure 24. CRFS initiatives location.

The amount of for-profit and not-for-profit initiatives was balanced, as they were present in nearly equal numbers: 78 and 61 respectively.

Agriculture and Fishing was the predominant sector (73) among the CRFS initiatives, followed by Education and services (47) and Food distribution (46). Waste management was the least present, as only 13 respondents focus on this aspect (see Figure 25).

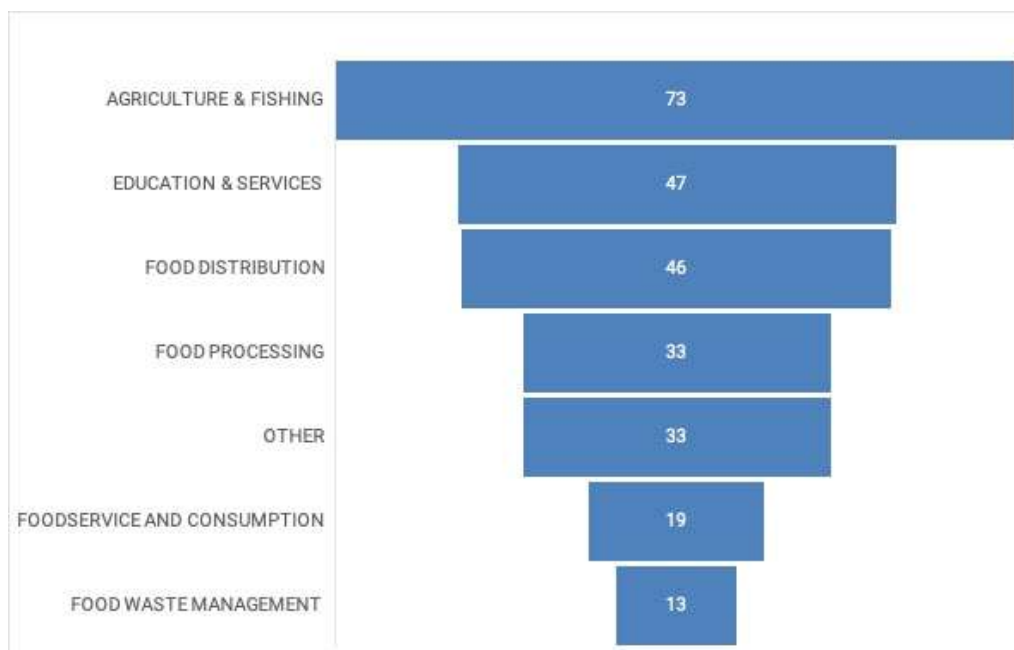


Figure 25. Main task of the CRFS initiatives.

The vast majority of the respondents (129 out of 139) stated that they use digital solutions for the dissemination of their activities. As shown in Figure 26, the most used ICT tools were websites and platforms (119), followed by social networks (113) and Apps (26). Apps were always used in combination with websites and social networks, except for one case: the French urban farm “[Sous les fraises](#)” indicated Apps as the only digital solution they use.

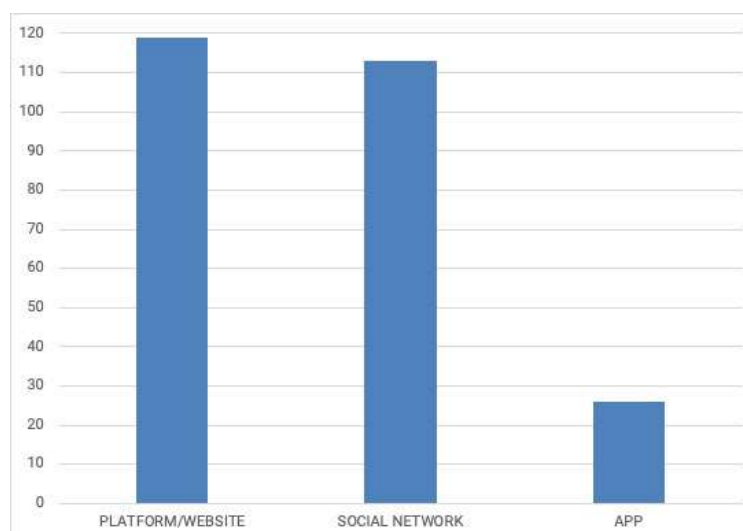


Figure 86. Digital solutions used by CRFS initiatives.

23 out of the 26 CRFS using Apps were founded after 2006. Reflecting the general trend of respondents, most initiatives using Apps were in the urban and peri-urban area (16 and 10, respectively), only seven were in rural areas. More striking is the difference between

for-profit and not-for-profit initiatives. Almost two thirds of those using Apps were for-profit initiatives (17), while only nine were not-for-profit.

Furthermore, the research investigated what were the main tasks of the initiatives using Apps. Out of the 26 CRFS using Apps, 11 were active in agriculture and fishing sector, and 8 in the food distribution sector. This result is supported by the other sources analysed. A new insight emerged from this survey: the education and services sector made wide use of Apps, especially for events promotion, and it was the second most popular with 10 initiatives. The use of Apps in the foodservice and consumption sector was less frequent (7) compared to results of the literature review and the Apps inventory. Lastly, only 4 initiatives in the food processing sector stated that they use Apps, while three were in the food waste management sector.

When comparing these results with the total of respondents some specificities can be highlighted (Figure 27). The highest percentage of App users was among those CRFS in the foodservice and consumption sector (36%), followed by CRFS focused on food waste management (23%), and on education and services (21%). All the other sectors presented lower percentages: agriculture and fishing 15%, food distribution 17% and food processing 12%. These results suggest that CRFS initiatives that are more in contact with consumers are more likely to use Apps.

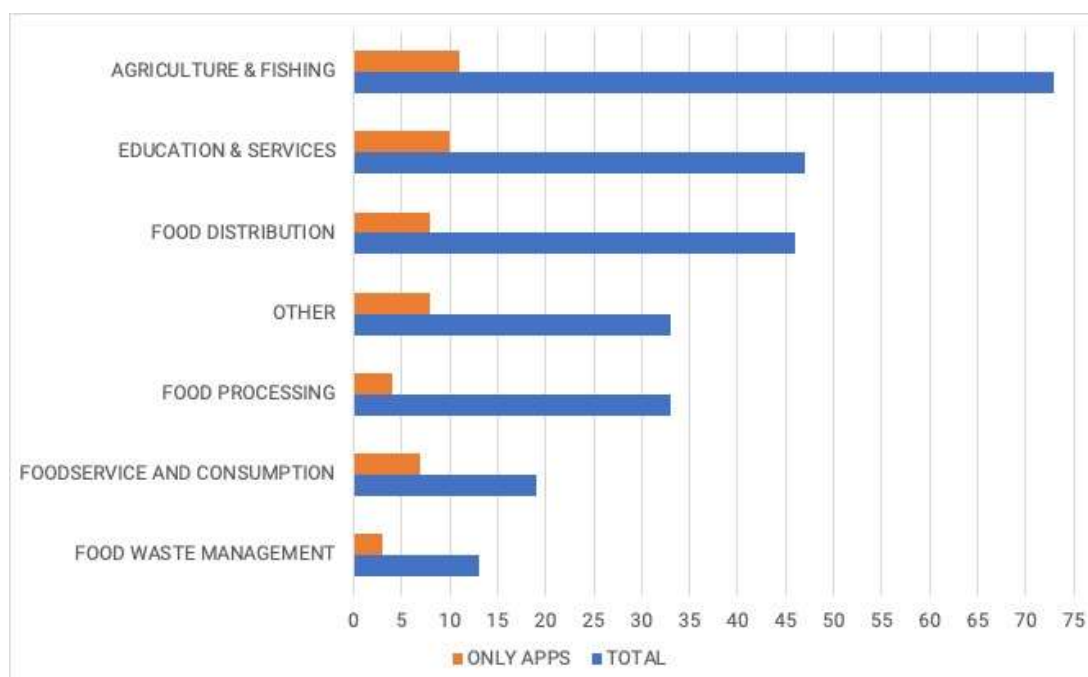


Figure 27. Main task of CRFS initiatives using Apps compared to the total of respondents.

6. Conclusions and insights for FoodE App development

The present deliverable provides an analysis of agro-food digital solutions, by identifying and analysing the available literature on the topic, and the existing relevant agro-food Apps from various sources. Table 1 summarises the recommendations for the FoodE App development. All along the food supply chain, stakeholders' interest in innovative technological approaches to access and distribute food is increasing. ICT tools, and Apps in particular, can be a valuable instrument to strengthen food chain actor relationships, from farmers to consumers, and to distribute food information more effectively. The understanding of Apps' effectiveness and user appreciation reached through this research can increase accessibility, capacity and implementations of digital technologies, leading to ground-breaking transformations in the CRFS approach.

FOODE APP VISION	<p>The FoodE App aims at improving the visibility and accessibility of CRFS initiatives and making them reachable to European consumers on one single platform.</p> <p>For agro-food producers, this will mean reaching a wider consumers base while consumers will have more control over their food choices and ecological impact.</p> <p>Local networks of agro-food stakeholders will proliferate, rebalancing the power in the food supply chain and enhancing the sustainability of CRFS and fostering mutual learning.</p>
FOODE APP AIMS	<p>The FoodE App will be aiming at enhancing direct contact between producers and consumers and strengthening the local community.</p> <p>In particular, it will:</p> <ol style="list-style-type: none"> 1. Provide information about agro-food products <p>Sharing agri-food information and enhancing food knowledge was found to be a prominent objective. In particular, in the partner survey, local food information when travelling abroad was the most popular, while in the Apps inventory the main information was about the food sold through delivery Apps. The literature focused on the health advice on the kind of food information received by users.</p> <p>In general, the ability of delivering or receiving an information quickly and at low cost (or free of cost) is a benefit of digital solutions unanimously recognised.</p> <p>In particular, the FoodE App will provide information on where to find CRFS agro-food products (i.e. HORECA, local markets, etc).</p> <ol style="list-style-type: none"> 2. Assess and provide feedback on CRFS initiatives performance



The review of agro-food initiatives is an appreciated feature by users. Exchanging opinions with peers is highly valued. Both in the literature and in the Apps inventory, the presence of databases of information on agro-food products created by users is an added value of Apps. Specific tools such as QR codes are used to establish a dialogue.

Only some Apps were found to be active in the assessment of agro-food initiatives sustainability. FoodE App will be at the forefront in this regard, thanks to the activities carried out within the overall project.

3. Provide rewards for consumers sustainable behaviours

Research results support that rewarding mainly comes in the form of discounts for loyal customers or to encourage new ones to start buying.

Reward for sustainable behaviour is still in its embryonal form, and it was mainly present in Apps about ecological means of transportation: extending it to agro-food purchases will be a very innovative stance for the FoodE App.

4. Mapping CRFS initiatives

Mapping was found to be a prominent feature, especially in the Apps inventory and in the partners' questionnaire. In the former, the map feature is linked to the localisation of the nearest restaurants for delivery, while in the latter geolocalisation helps tourists navigate a new place through travel Apps.

5. Provide opportunities for networking among stakeholders as well as engaging with authorities

Networking was a minor but constant objective of the analysed digital solutions. Features encouraging networking were present in about half of the ICT tools presented in the literature review and in one third of the Apps in the inventory. While not being the focus of most digital solutions, creating and reinforcing an online community of users helps the ICT tool reaching its main aim.

With the exception of a few papers on public authorities delivering help to farmers or nutritional advice, no examples of cooperation with authorities were found in the literature to be used as a model.

6. Provide opportunities for extending CRFS initiatives and their customers

Digital solutions capability of expanding CRFS client base was mainly claimed in the literature review. While presenting a few obstacles (i.e. lack of broadband, unfamiliarity with the use of technology), it was found that ICT solutions benefitted users all



	<p>along the food supply chain. However, it was not mentioned in the studies whether the existence of digital tools could actually increase the number of active CRFS initiatives.</p>
TARGET GROUPS	<p>The App target is twofold:</p> <ol style="list-style-type: none"> 1. CRFS initiatives 2. Consumers <p>As described in FoodE Deliverable 2.1, CRFS initiatives of the following activity types will be targeted by the App:</p> <ul style="list-style-type: none"> • Agriculture & Fishing • Food processing • Food distribution • Foodservice and consumption • Food Waste management • Education and services <p>As for consumers, FoodE App will be targeted at urban dwellers interested in eating fresh local food for health and/or environmental reasons. These consumers will be tech-savvy and in need of a quick grocery shopping tool, which they might use both in their daily lives and when visiting foreign countries.</p>
SUGGESTED FEATURES	<p>The following suggested features are designed to enhance the direct contact between producers and consumers and to strengthen the local community:</p> <ul style="list-style-type: none"> • E-commerce of CRFS agro-food products • Mapping of CRFS initiatives • Mapping HORECA using CRFS products • Review of CRFS initiatives • Information about CRFS initiatives and their approach to sustainability • Tracking of agro-food products sold by CRFS initiatives (using technologies such as QR codes), in line with the FoodE ZeroMiles programme • Web farming, allowing consumers to monitor CRFS initiatives through webcams, possibly in FoodE pilots.
GEOGRAPHICAL DIMENSION	<p>EU-wide: it is important for the App to cover all European countries as to be used both by locals and tourists.</p>
POSSIBLE MONETARY SOURCES	<ul style="list-style-type: none"> • Fee on transactions from consumers • Fee to access information on CRFS in all the countries (free to access in one country only) from consumers • Fee to be listed in the App for CRFS initiatives • Fee from HORECA to promote CRFS produce use
MAIN COMPETING EXISTING APPS	<ul style="list-style-type: none"> • Localtoyou • Local Food Champion • L'alveare che dice sì • Cortilia



	<ul style="list-style-type: none"> • Ulocal • Farmizen • FarmDrop
	See Annex B for specific Apps details.
Other	Allow a user-friendly and quick registration: being it the first step in the App use it must be quick and easy to perform.

Table 1. Insights for FoodE App development.

7. References

- Ahmed, M., Ozaki, A., Ogata, K., Ito, S., Miyajima, I., Ahmed, A., ... & Al Amin, N. (2016). Poor farmer, entrepreneurs and ICT relation in production & marketing of quality vegetables in Bangladesh. *Journal of the Faculty of Agriculture, Kyushu University*, 61(1), 241-250.
- Allman-Farinelli, M., & Gemming, L. (2017). Technology interventions to manage food intake: Where are we now? *Current Diabetes Reports*, 17(11), 1–8. <https://doi.org/10.1007/s11892-017-0937-5>.
- Anib, A., Gayathri A., and Shabu, K. (2019). Consumer Perception towards Swiggy Digital Food Application Service: A Analytical Study with Special Reference to Ernakulam City. *International Journal of Innovative Technology and Exploring Engineering (IJITEE)*, 8 (6S).
- Arapovic, A. O., & Karkin, Z. (2015). The Impact of Agricultural Market Information System in Bosnia & Herzegovina on Market Integration: Assymetric Information and Market Performance.
- Bacarella, S., Altamore, L., Valdesi, V., Chironi, S., & Ingrassia, M. (2015). Importance of food labeling as a means of information and traceability according to consumers. *Advances in Horticultural Science*, 29(2/3), 145-151.
- Bakirci-Taylor, A. L., Reed, D. B., McCool, B., & Dawson, J. A. (2019). mHealth improved fruit and vegetable accessibility and intake in young children. *Journal of nutrition education and behavior*, 51(5), 556-566.
- Ball, K., Mouchacca, J., & Jackson, M. (2014). The feasibility and appeal of mobile ‘apps’ for supporting healthy food purchasing and consumption among socioeconomically disadvantaged women: a pilot study. *Health promotion journal of Australia*, 25(2), 79-82.
- Bassano, C., Barile, S., Piciocchi, P., Spohrer, J. C., Iandolo, F., & Fisk, R. (2019). Storytelling about places: Tourism marketing in the digital age. *Cities*, 87, 10-20.
- Byomire, G., Namisango, F., & Kafuko, M. M. (2016). Use of social media to strengthen service delivery for urban agriculture in Uganda. In *2016 IST-Africa Week Conference* (pp. 1-7). IEEE.
- Chang, W., Tuan, C. L., & Traore, S. (2010). Nonparametric procedures in ICTs-based agricultural market information network pattern analysis in western African regions. *WSEAS Transactions on Information Science and Applications*, 7(1), 81-91.
- Coughlin S.S., Whitehead, M., Sheats, J.Q., Mastromonico, J., Hardy, D., & Smith, S. (2015). Smart- phone applications for promoting healthy diet and nutrition: A literature





review. *Jacobs Journal of Food and Nutrition*, 2(3), 021. <http://europepmc.org/abstract/MED/26819969>.

Covolo, L., Ceretti, E., Moneda, M., Castaldi, S., & Gelatti, U. (2017). Does evidence support the use of mobile phone apps as a driver for promoting healthy lifestyles from a public health perspective? A systematic review of Randomized Control Trials, *Patient Education and Counseling*, 100 (12), 2231-2243. <https://doi.org/10.1016/j.pec.2017.07.032>.

Davies, A. R. (2014). Co-creating sustainable eating futures: Technology, ICT and citizen–consumer ambivalence. *Futures*, 62, 181-193.

Davies, F. T., & Garrett, B. (2018). Technology for Sustainable Urban Food Ecosystems in the Developing World: Strengthening the Nexus of Food–Water–Energy–Nutrition. *Frontiers in Sustainable Food Systems*, 2, 84.

De Bernardi, P., Bertello, A., & Venuti, F. (2020). Community-Oriented motivations and knowledge sharing as drivers of success within food assemblies. In: *Exploring digital ecosystems* (pp. 443-457). Springer: Cham.

De Bernardi, P., Bertello, A., & Venuti, F. (2019). Online and on-site interactions within alternative food networks: Sustainability impact of knowledge-sharing practices. *Sustainability*, 11(5), 1457.

Della Gala, M., & Reed, M. (2017, September). The role of ICTs in supporting collaborative networks in the agro-food sector: two case studies from south west England. In: *Working Conference on Virtual Enterprises* (pp. 707-714). Springer: Cham.

Dellinger, M. J., Lyons, M., Clark, R., Olson, J., Pingatore, N., & Ripley, M. (2019). Culturally adapted mobile technology improves environmental health literacy in Laurentian, Great Lakes Native Americans (Anishinaabeg). *Journal of Great Lakes Research*, 45(5), 969-975.

Doub, A. E., Levin, A., Heath, C. E., & LeVangie, K. (2015). Mobile app-etite: Consumer attitudes towards and use of mobile technology in the context of eating behaviour. *Journal of direct, data and digital marketing practice*, 17(2), 114-129.

Duignan, M., Everett, S., Walsh, L., & Cade, N. (2018). Leveraging physical and digital liminoidal spaces: the case of the# EATCambridge festival. *Tourism Geographies*, 20(5), 858-879.

Elbert, S. P., Dijkstra, A., & Oenema, A. (2016). A mobile phone app intervention targeting fruit and vegetable consumption: The efficacy of textual and auditory tailored health information tested in a randomized controlled trial. *Journal of Medical Internet Research*, 18(6), e147. <https://doi.org/10.2196/jmir.5056>.



Eli, K., Dolan, C., Schneider, T., & Ulijaszek, S. (2016). Mobile activism, material imaginings, and the ethics of the edible: Framing political engagement through the Buycott app. *Geoforum*, 74, 63-73.

Fauzi, A. H., Tang, C. L., Iskandar, D. A., & Junaini, S. N. (2017). Review and experience on developing sarawak traditional food locator mobile apps. In *2017 7th IEEE International Conference on Control System, Computing and Engineering (ICCSCE)* (pp. 269-272). IEEE.

Food and Agriculture Organisation (2020a). *Realising the potential of digitalisation to improve the agri-food system*. FAO: Rome.

Food and Agriculture Organisation (2020b). *Regional conference for Asia and the Pacific*. FAO: Rome.

International Food Policy Institute (2020). *Covid-19 and global food security*. IFPRI: Washington.

Gilliland, J., Sadler, R., Clark, A., O'Connor, C., Milczarek, M., & Doherty, S. (2015). Using a smartphone application to promote healthy dietary behaviours and local food consumption. *BioMed research international*, 2015.

Gupta, P. J., Mhatre, H. R., Chaudhari, A. P., & Pathari, R. (2018). Smart Livestock Trading. In *2018 International Conference on Smart City and Emerging Technology (ICSCET)* (pp. 1-7). IEEE.

Gupta, R. (2016). Food security and safety using advanced information and communication technologies (ICTs). In *Proceedings of the Second International Conference on Information and Communication Technology for Competitive Strategies* (pp. 1-5).

Hearn, G., Collie, N., Lyle, P., Choi, J. H. J., & Foth, M. (2014). Using communicative ecology theory to scope the emerging role of social media in the evolution of urban food systems. *Futures*, 62, 202-212.

Henriques, J. J., & Kock, B. E. (2012). Empowering smallholders and local food markets with smartphones and social networks. In *2012 IEEE Global Humanitarian Technology Conference* (pp. 181-185). IEEE.

Hossain, M., Ahmmed, A. N., Rahman, S., & Chan, C. (2018, June). Online Group Buying (OGB) in Agricultural Food Businesses: An Exploratory Study. In: *International Working Conference on Transfer and Diffusion of IT* (pp. 76-89). Springer: Cham.

Ievoli, C., Belliggiano, A., Marandola, D., Milone, P., & Ventura, F. (2019). Information and communication infrastructures and new business models in rural areas: the case of Molise region in Italy. *European Countryside*, 11(4), 475-496.



Isler, J., Sawadogo, N. H., Harling, G., Baernighausen, T., Adam, M., Kagone, M., ... & McMahon, S. A. (2019). Iterative Adaptation of a Mobile Health Intervention Across Countries Using Human-Centered Design: Qualitative Study. *JMIR mHealth and uHealth*, 7(11).

Joosse, S., & Hracs, B. J. (2015). Curating the quest for ‘good food’: The practices, spatial dynamics and influence of food-related curation in Sweden. *Geoforum*, 64, 205-216.

Kaur, J., Kaur, M., Webster, J., & Kumar, R. (2018). Protocol for a cluster randomised controlled trial on information technology-enabled nutrition intervention among urban adults in Chandigarh (India): SMART eating trial. *Global health action*, 11(1), 1419738.

Koufie, M. G. E., & Kesa, H. (2020). Millennials motivation for sharing restaurant dining experiences on social media.

Kurnia, S., Hill, S., Rahim, M. M., Larsen, K., & Braun, P. (2015). Food hubs in Australia: Benefits, challenges and potential ICT contributions. In: *Pacific Asia Conference on Information Systems 2015* (pp. 1-10). Association for Information Systems.

Kurnia, S., Hill, S., Rahim, M. M., Larsen, K., Braun, P., & Samson, D. (2016). Open Food Network: The role of ICT to support regional food supply chains in Australia. *arXiv preprint arXiv:1606.01456*.

Lee, J., Kaipainen, K., & Väänänen, K. (2020, January). Local foodie: experience design of a mobile augmented reality application for tourists to encourage local food consumption. In: *Proceedings of the 23rd International Conference on Academic Mindtrek* (pp. 110-119).

Lowe, B., Fraser, I., & Souza-Monteiro, D.M. (2015). A change for the better? Digital health technologies and changing food consumption behaviors. *Psychology Marketing*, 32, 585–600. <https://doi.org/10.1002/mar.20802>.

Marchetti, D., Fraticelli, F., Polcini, F., Fulcheri, M., Mohn, A. A., & Vitacolonna, E. (2018). A school educational intervention based on a serious game to promote a healthy lifestyle. *Mediterranean Journal of Clinical Psychology*, 6(3).

Michie, S., Richardson, M., Johnston, M., Abraham, C., Francis, J., Hardeman, W., ... & Wood, C. E. (2013). The behavior change technique taxonomy (v1) of 93 hierarchically clustered techniques: building an international consensus for the reporting of behavior change interventions. *Annals of behavioral medicine*, 46(1), 81-95.

Moher, D.; Liberati, A.; Tetzlaff, J.; Altman, D.G. (2009). Preferred Reporting Items for Systematic Reviews and Meta-Analyses: The PRISMA Statement. *BMJ*, 339, 332–336.

Moon, J., Hossain, M. D., Kang, H. G., & Shin, J. (2012). An analysis of agricultural informatization in Korea: the government’s role in bridging the digital gap. *Information Development*, 28(2), 102-116.



Mummah, S. A., Mathur, M., King, A. C., Gardner, C. D., & Sutton, S. (2016). Mobile technology for vegetable consumption: a randomized controlled pilot study in overweight adults. *JMIR mHealth and uHealth*, 4(2), e51.

Murthy, N., Chandrasekharan, S., Prakash, M. P., Kaonga, N. N., Peter, J., Ganju, A., & Mechael, P. N. (2019). The Impact of an mHealth Voice Message Service (mMitra) on Infant Care Knowledge, and Practices Among Low-Income Women in India: Findings from a Pseudo-Randomized Controlled Trial. *Maternal and child health journal*, 23(12), 1658-1669.

Mwalupaso, G. E., Wang, S., Eshetie, A. M., & Tian, X. (2020). Ameliorating Food and Nutrition Security in Farm Households: Does Informatization Matter?. *Sustainability*, 12(2), 522.

Nikmawati, E. E., Widiaty, I., Achdiani, Y., Hurriyati, R., & Mubaroq, S. R. (2019). Educational digital media for traditional food of Kampung adat cireundeu: An ethnopedagogy perspective. *Journal of Engineering Science and Technology*, 14(5), 2540-2551.

Oborin, M. S. (2019). Digitalization of business processes in the field of food services as a factor in improving the food security of the region. In 1st International Scientific Conference "Modern Management Trends and the Digital Economy: from Regional Development to Global Economic Growth"(MTDE 2019). Atlantis Press.

Odiaka, E. C. (2010). Variations and effect of the use of mobile phones for improving farm knowledge in horticultural crops amongst farmers in Benue State, Nigeria. In XXVIII International Horticultural Congress on Science and Horticulture for People (IHC2010): VI International Symposium on 920 (pp. 121-128).

Okumus, B., Ali, F., Bilgihan, A., & Ozturk, A. B. (2018). Psychological factors influencing customers' acceptance of smartphone diet apps when ordering food at restaurants. *International Journal of Hospitality Management*, 72, 67-77.

Pieniak, Z., Żakowska-Biemans, S., Kostyra, E., & Raats, M. (2016). Sustainable healthy eating behaviour of young adults: towards a novel methodological approach. *BMC public health*, 16(1), 577.

Poelman, M. P., van Lenthe, F. J., Scheider, S., & Kamphuis, C. B. (2020). A Smartphone App Combining Global Positioning System Data and Ecological Momentary Assessment to Track Individual Food Environment Exposure, Food Purchases, and Food Consumption: Protocol for the Observational FoodTrack Study. *JMIR research protocols*, 9(1), e15283.

Pond, N., Finch, M., Sutherland, R., Wolfenden, L., Nathan, N., Kingsland, M., ... & Yoong, S. L. (2019). Cluster randomised controlled trial of an m-health intervention in centre-based childcare services to reduce the packing of discretionary foods in children's lunchboxes: study protocol for the 'SWAP IT Childcare'trial. *BMJ open*, 9(5), e026829.



Pyanikova, E. A., Kovaleva, A. E., & Bykovskaya, E. I. (2019, May). Digital technologies in public catering Industry (regional aspect). In *1st International Scientific Conference "Modern Management Trends and the Digital Economy: from Regional Development to Global Economic Growth" (MTDE 2019)*. Atlantis Press.

Quaranta, G., & Salvia, R. (2017). Participatory approach to a place-based sustainable rural development: E-market platform for a resilient agri-food chain. *Journal of Environmental Protection and Ecology*, 18(2), 616-622.

Rabbi, M., Pfammatter, A., Zhang, M., Spring, B., & Choudhury, T. (2015). Automated personalized feedback for physical activity and dietary behavior change with mobile phones: A randomized controlled trial on adults. *JMIR MHealth and UHealth*, 3(2), e42. <https://doi.org/10.2196/mhealth.4160>.

Rahman, S. M., Tootoonchi, A., & Monahan, M. L. (2011). Digital technology: a vehicle for making rural businesses competitive. *Competitiveness Review: An International Business Journal*.

Rossi, M. C., Perozzi, C., Consorti, C., Almonti, T., Foglini, P., Giostra, N., ... & Vespasiani, G. (2010). An interactive diary for diet management (DAI): a new telemedicine system able to promote body weight reduction, nutritional education, and consumption of fresh local produce. *Diabetes Technology & Therapeutics*, 12(8), 641-647.

Schoeppe, S., Alley, S., Van Lippevelde, W., Bray, N. A., Williams, S. L., Duncan, M. J., & Vandelanotte, C. (2016). Efficacy of interventions that use apps to improve diet, physical activity and sedentary behaviour: A systematic review. *International Journal of Behavioral Nutrition and Physical Activity*, 13(1), 127. <https://doi.org/10.1186/s12966-016-0454-y>.

Samoggia, A., & Riedel, B. (2020). Assessment of nutrition-focused mobile apps' influence on consumers' healthy food behaviour and nutrition knowledge. *Food Research International*, 128, 108766.

Shanita, S. N., Rahman, A. H. A., Azimah, A., Izham, M. M., Othman, N. E., Chan, Y. T., ... & Ruzita, A. T. (2016, September). DietScore™: Sports Nutrition-based Mobile Application for Athletes and Active Individuals. In *International Conference on Movement, Health and Exercise* (pp. 1-5). Springer, Singapore.

Srividya, N. (2016). Retail online kirana stores. *Indian Journal of Science and Technology*, 9(21), 1-7.

Syaglova, Y. (2019, May). Digital transformation in food retailing. In IOP Conference Series: Earth and Environmental Science (Vol. 274, No. 1, p. 012099). IOP Publishing.



Statista (2019a). Number of smartphone users worldwide from 2016 to 2021 (in billions). <https://www.statista.com/statistics/330695/number-of-smartphone-users-worldwide/>. Accessed 20 February 2020.

Statista (2019b). Most popular Apple App Store categories in November 2019, by share of available apps. <https://www.statista.com/statistics/270291/popular-categories-in-the-app-store/>. Accessed 20 February 2020.

Statista (2020a). Number of mobile app downloads worldwide from 2016 to 2019 (in billions). <https://www.statista.com/statistics/271644/worldwide-free-and-paid-mobile-app-store-downloads/>. Accessed 20 February 2020.

Statista (2020b). Number of apps available in leading app stores as of 4th quarter 2019. <https://www.statista.com/statistics/276623/number-of-apps-available-in-leading-app-stores/>. Accessed 20 February 2020.

Tadei, R., Fadda, E., Gobbato, L., Perboli, G., & Rosano, M. (2016, June). An ICT-based reference model for e-grocery in smart cities. In *International Conference on Smart Cities* (pp. 22-31). Springer, Cham.

Thamaraiselvan, N., Jayadevan, G. R., & Chandrasekar, K. S. (2019). Digital food delivery apps revolutionizing food products marketing in India. *Ease of Use Security Customer Trust Quality of Service Customer Experience* www.ijemr.net <https://doi.org/10.31033/ijemr>, 10(15), 662-665.

Tonkin, E., Jeffs, L., Wycherley, T. P., Maher, C., Smith, R., Hart, J., ... & Brimblecombe, J. (2017). A smartphone app to reduce sugar-sweetened beverage consumption among young adults in Australian remote indigenous communities: design, formative evaluation and user-testing. *JMIR mHealth and uHealth*, 5(12), e192.

United Nations System Standing Committee on Nutrition (2020). *Nutrition in a digital world*. UNSCN: Rome.

Vallauri, U. (2014). Transition Belsize Veg Bag scheme: The role of ICTs in enabling new voices and community alliances around local food production and consumption. *Futures*, 62, 173-180.

Wang, H. H., Hao, N., Zhou, Q., Wetzstein, M. E., & Wang, Y. (2019). Is fresh food shopping sticky to retail channels and online platforms? Evidence and implications in the digital era. *Agribusiness*, 35(1), 6-19.

Wicha, S., Photiphun, T., Janjaroenpan, P., Taweesak, C., Chainilwan, I., & Rodmanee, P. (2017, March). Proposed of e-Community Supported Agriculture (e-CSA) system to promote local organic products: The empirical study of Chiang Rai province. In: *2017 International Conference on Digital Arts, Media and Technology (ICDAMT)* (pp. 273-281). IEEE.



Yen, L.P., & Zaaba, Z. F. (2016). Malaycious: usable mobile food finding application. *Knowledge Management International Conference (KMICe), Chiang Mai, Thailand.*

Zina, L., Sun Y. (2019). Corn Growth Prediction for the Upcoming Season in Burkina Faso. *Proceedings of 2019 the 9th International Workshop on Computer Science and Engineering*, pp. 413-419, Hong Kong.



Annexes

[Annex A. FoodE App in the FoodE Grant Agreement](#)

[Annex B. Identified relevant Apps](#)

[Annex C. Survey for expert partners](#)

Annex A - FoodE App in the FoodE Grant Agreement

WP3

- Objectives: develop an online app to mobilise and interconnect the different categories of users/stakeholders.
- T3.2 FoodE App:

“The FoodE App will be a major outcome of the project and will ease citizen active engagement in identifying, monitoring and assessing CRFS initiatives. A theory-based framework (T3.2.1.) for the app development will be elaborated in the early stages of FoodE implementation, and the app will be released by M14 (T3.2.2.). Furthermore, a continuous update and amelioration of the FoodE App will be guaranteed until M30, building on the user feedbacks. Citizen engagement to the FoodE App will be actively addressed by promoting the tool in the FoodE public/dissemination events (e.g. T3.1) and overall project communication strategy (T7.2), but also passively fostered by word-of-mouth between CRFS stakeholders that through the App can both access a loyalty programme (FoodE ZeroMiles), special benefits and awards (FoodE Hero) and relevant information on CRFS sustainability and FoodE outputs.”
- T3.2.1. Theory-based framework development for a CRFS-oriented app:

“This task will review the theoretical foundations incorporated into existing CRFS apps’ design (e.g. Michie et al., 2013; Gilliland et al., 2015; Coughlin et al., 2015; Schoeppe et al., 2016; Zhao et al., 2016; Michie & Johnston, 2012; West et al., 2013; Chen et al., 2015; Allman-Farinelli & Gemming, 2017; Coughlin et al., 2015; Davis et al., 2016; Davis et al., 2016). The task will identify available literature on the topic, will identify the existing relevant apps from Google Play and iTunes App Store, and will assess the existing apps against the available theoretical framework (D3.8). The aim is to ensure that T3.2.2. will be based on theoretical constructs aiming at consumer behaviour change, food purchasing, food production and other economic, social, and political implications of CRFS. Sound theoretical foundations of the App can sustain higher potential for long-term influence of CRFS use. The aim is to identify a theory-linked item taxonomy of UFS actors behaviour, such as provide instructions, provide general encouragement, provide contingent rewards, provide feedback on performance, prompt self-monitoring on behaviour, provide opportunities for social comparison, agreeing on behavioural contract, identification of a role model, using follow-up prompts, self-talk, relapse prevention, and stress management, and family and network influence. The identified taxonomy will set the basis for FoodE App development.”
- T3.2.2. Development of an online app to mobilise and interconnect users and stakeholders:

“The main structure of the FoodE App is described in section 1.3.5 Project methodology. The implementation of the FoodE App (D3.7) will allow for easy accessibility and immediate interaction from users. The CRFS review system will be accessible to CRFS users through QR code embedded in product and services receipts and attendance ticket. Based on the number and completeness of reviews, users will be able to access dedicated reward programmes (e.g. FoodE ZeroMiles) for accessing discounts and benefits in CRFS projects. On the other hand, CRFS projects will be ranked based on both the user feedback on the app and the score received on sustainability indicators (T2.3 and T2.4) and awarded with the FoodE Hero award during the MyLocalFoodE initiative (T3.1.3).”
- T3.2.3. FoodE App updates and improvement:

“During the project development, the FoodE App will evolve based on the following elements:

- Users feedback: users will be involved in reviewing the accessibility and user-friendliness of the tool.
- Sustainability assessment tools: key indicators identified in T2.4 will be integrated in the App and will be voluntarily filled up by CRFS managers.
- App scale-up: further CRFS will be included based on the voluntary subscriptions from other CRFS projects. By M30, the App will likely host more than 200 CRFS across the whole EU.”
- D3.7: App prototype available online
The online app is expected to mobilise and interconnect users and stakeholders, to allow an easy accessibility and immediate interaction from users.
- D3.8: Review of theories and techniques for app designs
The report presents the theoretical foundations incorporated into existing CRFS apps’ design, identifying available literature on the topic, and the existing relevant apps from Google Play and iTunes App Store.

WP4

- T4.1 FoodE challenge: “Regardless to the possible monetary award provided by existing competitions, winning teams will be able to access special benefits within the FoodE ZeroMiles programme (which allows for discount on goods and services provided by CRFS case studies involved in the FoodE App)”
- T4.4 Participatory pilot monitoring: “The performance indicators of each pilot will be made public on the FoodE website at predefined time intervals and the predefined quality attributes of each pilot will be gathered and made available to the FoodE app”

WP5

- T5.1 Business models in CRFS: Arctur will supply data for the definition of CRFS business models.
- T5.3. Multi-user online survey tool (Lead: APT; other partners: UniBO, SWUAS, UAB, ULL, WR, ILS, UniNA) (M33- M42) A multi-user online survey tool on the FoodE App will be made available (D5.3) for three target stakeholder groups:
 - owners/members of CRFS;
 - users of CRFSs;
 - stakeholder groups (HEIs, PAs and NGOs).
 By using the online survey tool, owners/members of CRFS receive a sustainability assessment by entering their business data into the protected online survey tool.

WP6

- T6.3 Co-development of a framework for replication of “best practices”: Arctur will contribute to this task.

WP7

- T7.1.4. The FoodE interactive website: “The website will be developed on M4 by ARCT and will be constantly updated by ARCT, HCA and the project partners. It will also integrate the FoodE app (developed in T3.2)”
- T7.3.1 Exploitation plan: “FoodE sustainability beyond the project end will be guaranteed through continued animation and management of the community, by physical activities but in particular through the FoodE app (WP3), that will integrate input from WP2, WP4, WP5 and WP6. Being designed and developed to meet the community’s need, the FoodE app will likely continue to be used after the project’s end, indeed FoodE will set activities for securing involvement, interest and continued

participation of the FoodE app stakeholders. The consortium will also further develop the FoodE concept, including developing a logic segmentation of services with separate and specific sub-areas for targeted sub-communities. During the project implementation, the consortium will assess the possibility that one, or more, of the stakeholders takes over the management of the FoodE app. The FoodE app will be however kept online for at least 5 years after the project ends using own resources of the consortium. Furthermore, the consortium will consider applying for an EU-funded COST Action, that would allow further joint work of the whole FoodE app for several additional years and support not only its sustainability but also its further development”

- T7.3.2 Stakeholder network and EU project clustering: “It is expected that the network enlargement will benefit from the “snowball effect” of the project’s ongoing activities, its active online app, its systematic presence in social media and the realization of the MyLocalFoodE initiative” & “The FoodE app will also improve the cooperation and synergies between the different public authorities within a country and between different countries, allowing for expanded coverage area and intervention capacity in the different EU regions. Through the FoodE App, policy makers will benefit from an endless source of concrete and detailed field experiences that will help them to seize the meeting point between theory and practice and to adapt when possible their frameworks for a better response to CRFS sustainability (D7.20) as well as benefitting from accessing an extended network of CRFS stakeholders (D7.21)”.

Expected impacts:

- T3.4. Development of an online app to mobilise and interconnect users and stakeholders (D3.7).
- T3.2. FoodE app development framework (D3.8).
- An app will be implemented in order to ease citizen awareness on CRFS sustainability (mapping and describing sustainable CRFS initiatives) and their engagement in monitoring and reviewing CRFS. It will also allow citizens to engage in “serious game” activities where their effort in data compiling will be awarded with benefits on CRFS accessibility.
- T3.3. FoodE app development framework (D3.3).
- Based on the applied methodology for sustainability assessment and the input received by citizens engaged in cross-pollination activities or through the FoodE app, sustainability scoring of participating CRFS will be achieved, and will provide CRFS managers with a citizen-based sustainability label that will foster growth and economic impact of most sustainable CRFS.

Plan for Disseminating and Exploiting the Project’s Results:

“C. Dissemination toward private actors involved in CRFS

To disseminate its results among the European and international private stakeholders of CRFS FoodE members will capitalise on their existing networks. New target companies will be engaged through the FoodE app and the MyLocalFoodE initiative, altogether with workshop and events organized during piloting, which will involve more than 500 entrepreneurs and citizens employed in CRFS. Furthermore, during piloting, more than 1050 future CRFS entrepreneurs will be able to access dedicated training.

D. Dissemination toward non-for-profit associations, representatives from the civil society

Dissemination of results toward grassroots CRFS initiatives will be sought via publications in sectorial magazines, and participation in sector-based seminars, workshops and other meetings. FoodE will also target this group of stakeholders by providing directly training meant to expand their expertise on sustainable CRFS.

Results of CRFS sustainability assessment and project monitoring will be made available to the community through the FoodE app, the project webpages/social media and the organization of the MyLocalFoodE initiative. Articles will be submitted to specialised popular magazines dealing with the CRFS technological, economic and social aspects. Dissemination of piloting activities will target more than 56'000 citizens”

Final event

“Finally, FoodE will also organise its final event concurrently to a local food campaign during the last year of the project. The final event will aim at presenting the final results of the project while shedding light on initiatives which have been successful and impactful for local CRFS. In addition, FoodE will invite policy- makers, media, citizens and initiatives from other countries to gather as to share best practices and benchmark for future replication. Finally, FoodE will provide the results of the use of the app and recommendations on how such apps could be instrumental in improving the sustainability of local CRFS”

Annex B – Identified relevant Apps

Mobile App	Platform	Category	Description	Downloads	Latest update	Country of origin	User rating	N° of reviews	Link	Source
A casa tua	Google play & App Store	Food & Drink	Home delivery from a list of local shops	100+	29/04/2020	Italy	5	8	https://play.google.com/store/apps/details?id=eu.makeitapp.acasatua	FoodE survey
Abalobi Marketplace	Google play & App Store	Food & Drink	Connecting small-scale local fisheries with buyers looking for fresh fish of good quality	1000+	22/04/2020	South Africa	4	8	https://play.google.com/store/apps/details?id=com.abalobi.marketplace&hl=en	FoodE survey
AgroMarketDay	Google play & App Store	Productivity	Details of agricultural markets, farming tools and agriculture news adapted to different districts in Uganda	5.000+	17/09/2018	Uganda	4	47	https://play.google.com/store/apps/details?id=com.agromarketday	Google play (suggestion)
AgSquared	Google play & App store	Productivity	Agro-business management	1.000+	22/06/2020	USA	NA	8	https://play.google.com/store/apps/details?id=com.agsquared.full_app	https://foodtank.com/news/2015/01/harvesting-the-best-10-apps-for-healthy-organic-shopping/
Allrecipes Dinner Spinner	Google play & App store	Food & Drink	List of recipes	5.000.000+	03/06/2019	USA	4.6	77.357	https://play.google.com/store/apps/details?id=com.allrecipes.spinner.free&hl=it	FoodE literature review: Hearn et al. 2014
AnaliSAFs	Google play & App Store	Tools	Database used to tackle climate change, protect land and waters and build healthy cities	1.000+	01/07/2020	USA	3.2	22	https://play.google.com/store/apps/details?id=org.tnc.analisafs&hl=en_US	Arctur
Atlas Obscura	Website	NA	Datebase of food and food places	NA	NA	USA	NA	NA	https://www.atlasobscura.com/about	https://medium.com/@filloy/7-apps-to-help-you-eat-like-a-local-while-traveling-9a305c7d9a1a
Azbuka Vkusa	Google play & App Store	Shopping	Purchasing groceries online	100.000+	14/07/2020	Russia	4	3,016	https://play.google.com/store/apps/details?id=ru.av.vkusomania&hl=en_US	FoodE literature review: Syaglova 2019
Best Before - Food Tracker	Google play & App store	Food & Drink	Food storage inventory	10.000+	22/05/2020	France	4.2	336	https://play.google.com/store/apps/details?id=com.pevitu.bestbefore&hl=it	FoodE literature review: Hearn et al. 2014
BURGER KING France	Google play & App store	Food & drink	Food delivery service	1.000.000+	29/06/2020	USA	4.5	28,930	https://play.google.com/store/apps/details?id=air.com.untit9.bkFrApp	https://www.appannie.com/en/
Burger King Italia	Google play & App store	Food & drink	Food delivery service	1.000.000+	11/06/2020	USA	3.8	7.286	https://play.google.com/store/apps/details?id=it.burgerking.android	https://www.appannie.com/en/
Buy Fresh Buy Local Hampton Roads	Google play	Food & Drink	Information on farmers' markets, farm stands, grocers, restaurants and more who value local and seasonal food	100+	05/10/2018	USA	NA	NA	https://play.google.com/store/apps/details?id=com.mobview.bfbl&hl=it	Google play
Boycott - Barcode Scanner Vote	Google play & App store	Shopping	Food activism	1.000.000+	15/06/2016	NA	4.3	26.599	https://play.google.com/store/apps/details?id=com.buycott.android&hl=it	FoodE literature review: Eli et al. 2016
Carriage - Food Delivery	Google play & App store	Food & drink	Food delivery service	1.000.000+	06/07/2020	Qatar	3.4	26.156	https://play.google.com/store/apps/details?id=com.carriage.android	Google play
Central Mass Locavore	App store	Food & Drink	Home delivery service of sustainably grown, local and/or organic food	NA	16/12/2016	USA	1	NA	https://apps.apple.com/us/app/central-mass-locavore/id1048739279	App store
Cesarine	NA	NA	Cooking classes, market tours, food experiences	NA	NA	Italy	NA	NA	https://cesarine.com/en/about	https://medium.com/@filloy/7-apps-to-help-you-eat-like-a-local-while-traveling-9a305c7d9a1a
Chyve - Local Food Network	Google play	Food & Drink	Local food delivery and catering	10+	24/10/2019	USA	5	2	https://play.google.com/store/apps/details?id=com.app.chyve&hl=en	Google play
Ciclogreen	Google play	Social	Rewards for sustainable mobility	10.000+	11/02/2020	Spain	4.4	1255	https://play.google.com/store/apps/details?id=es.innovens.ciclogreen&hl=it	Google play
CocoaLink	Google play & App Store	Communication	Smart solution for farmers providing information to improve their knowledge and productivity	5.000+	25/11/2019	Ghana	4.6	25	https://play.google.com/store/apps/details?id=co.farmeline.cocoalink&hl=en	FoodE literature review: Davies and Garrett 2018
Coles App	Google play & App store	Shopping	Shopping list assistant	1.000.000+	17/04/2020	Australia	3	4.878	https://play.google.com/store/apps/details?id=com.coles.android.shopmate&hl=it	FoodE literature review: Ball et al. 2014
Colunching	Website	NA	Food experiences	NA	NA	France	NA	NA	https://www.colunching.com/	https://medium.com/@filloy/7-apps-to-help-you-eat-like-a-local-while-traveling-9a305c7d9a1a

Mobile App	Platform	Category	Description	Downloads	Latest update	Country of origin	User rating	N° of reviews	Link	Source
Cortilia	Google play	Shopping	Online food market	100.000+	17/01/2020	Italy	3.9	515	https://play.google.com/store/apps/details?id=it.cortilia.app&hl=it	Oncini, F. et al., (2020) Towards food platforms? An analysis of online food provisioning services in Italy.
Croft - Urban Farms Grow your own food	Google play & App store	Food & drink	Rent and monitor a slice of a vegetable farm	100+	19/12/2020	India	5	8	https://play.google.com/store/apps/details?id=io.thinkmatter.croft	https://www.appannie.com/apps/ios/app/croft-urban-farms/details/?date=!(%272020-04-19%27.%272020-07-11%27)&granularity=weekly&country_code=US
Deliciously Ella	Google play & App store	Food & drink	Recipes database and healthy lifestyle	10.000+	25/06/2020	UK	3.1	121	https://play.google.com/store/apps/details?id=com.deliciouslyella.delella	https://www.appannie.com/en/
Deliveroo	Google play & App store	Food & drink	Food delivery service	10.000.000+	29/06/2020	UK	4.2	176.483	https://play.google.com/store/apps/details?id=com.deliveroo.orderapp	Google play
EatOut	Google play & App store	Food & drink	List of restaurants	10.000+	23/04/2020	South Africa	NA	113	https://play.google.com/store/apps/details?id=com.za.eatout	https://medium.com/@filloy/7-apps-to-help-you-eat-like-a-local-while-traveling-9a305c7d9a1a
EatWith	Google play & App store	Travel & local	Culinary experiences, online cooking classes	100.000+	29/10/2019	NA	3.9	303	https://play.google.com/store/apps/details?id=com.vizeat.android	https://medium.com/@filloy/7-apps-to-help-you-eat-like-a-local-while-traveling-9a305c7d9a1a
Epicurious	App store	Food & Drink	List of recipes, seasonal ingredients finder, shopping list assistant	NA	18/06/2020	USA	4.7	80	https://apps.apple.com/it/app/epicurious/id312101965	FoodE literature review: Ball et al. 2014
Esselunga	Google play & App Store	Shopping	Esselunga (Italian supermarket) online shopping	1.000.000+	20/04/2020	Italy	4.1	11.731	https://play.google.com/store/apps/details?id=it.esselungamobile	FoodE survey
Etiquettable	Google play	Food & Drink	List of seasonal and local fruits and vegetables, restaurants with local food, news on agriculture	100.000+	03/11/2019	France	4.2	344	https://play.google.com/store/apps/details?id=com.eco2initiative.etiquettable&hl=it	Google play
EWG's Healthy Living	Google play & App store	Lifestyle	Information on healthy food	500.000+	11/08/2020	USA	2.3	6,332	https://play.google.com/store/apps/details?id=com.skindeep.mobile&hl=en	https://foodtank.com/news/2015/01/harvesting-the-best-10-apps-for-healthy-organic-shopping/
FARM ESTAR	Google play & App store	Shopping	Online farmers market	10+	16/07/2020	NA	NA	NA	https://play.google.com/store/apps/details?id=com.farmestar	https://farmestar.com/
Farm to home	Google play & App store	Shopping	Fresh fruit and vegetable delivery service for consumers and restaurants	10.000+	22/06/2020	Pakistan	3.9	268	https://play.google.com/store/apps/details?id=com.swit.chsolutions.farmtohome	Google play
FarmartApp - Online farmer's market app	Google play & App Store	Shopping	Online farmers' market	1.000+	17/07/2018	Ghana	3	6	https://apktume.com/android/us/app/com.farmartapp/	Google play (suggestion)
FarmDrop	Google play & App store	Shopping	Local food delivery	5.000+	01/08/2020	UK	3.9	73	https://play.google.com/store/apps/details?id=com.farmdrop.customer&hl=en	Google play
Farmer Direct	Google play & App store	Lifestyle	Food delivery from local farms	50.000+	24/06/2020	Israel	2.1	224	https://play.google.com/store/apps/details?id=com.agricula.farmer	Google play
Farmers e market	Google play	Shopping	Online marketplace of agricultural products, animals, poultry, fishes, dairy	10.000+	23/01/2020	India	4.6	122	https://play.google.com/store/apps/details?id=com.vcodeinfosystems.vcode.farmersclub&hl=it	Google play
Farmers Market	Google play & App Store	Shopping	Online farmers' market	1.000+	15/11/2019	India	4.5	8	https://play.google.com/store/apps/details?id=farmersmarketco.in.farmersmarket	APKPure
Farmizen	Google play & App store	Food & drink	Connecting farmers and their costumers	100.000+	14/07/2020	India	4.3	763	https://play.google.com/store/apps/details?id=com.farmizen.farmizen	https://www.greenbiz.com/article/how-16-initiatives-are-changing-urban-agriculture-through-tech-and-innovation
Farmstand Finder	Google play & App store	Health & Fitness	Find fresh products from local farms	100+	05/06/2020	USA	NA	NA	https://play.google.com/store/apps/details?id=com.bojagastudios.farmstandfinder	https://foodtank.com/news/2015/01/twenty-three-mobile-apps-changing-the-food-system/
Farmzie	App store	Food & Drink	Free marketing and business essentials toolkit for farmers	NA	23/03/2018	USA	NA	NA	https://apps.apple.com/us/app/farmzie/id1006647484	App store
FitMenCook - Healthy Recipes	Google play & App store	Food & drink	Recipes database	1.000.000+	09/06/2020	UK	4.6	3.709	https://play.google.com/store/apps/details?id=com.nibbleapps.fitmencook	https://www.appannie.com/en/

Mobile App	Platform	Category	Description	Downloads	Latest update	Country of origin	User rating	N° of reviews	Link	Source
food with love	Google play & App store	Food & drink	Recipes database	50.000+	04/06/2020	Germany	4.6	1,970	https://play.google.com/store/apps/details?id=com.fwl.frontend	https://www.appannie.com/en/
Foodcourt	Google play & App store	Food & Drink	Food delivery service	1.000+	26/03/2019	Rwanda	1	6	https://play.google.com/store/apps/details?id=com.ecomall.foodcourt&hl=it	FoodE literature review: Davies and Garrett 2018
Foodict Gourmet Food Dictionary	Apprecs	Food & Drink	Food database	NA	NA	NA	3.9	7	https://apprecs.com/ios/326879693/foodict-gourmet-food-dictionary	https://medium.com/@filloy/7-apps-to-help-you-eat-like-a-local-while-traveling-9a305c7d9a1a
Foodpanda	Google play & App store	Food & drink	Local food and groceries delivery	10.000.000+	26/06/2020	Germany	4.4	1.199.348	https://play.google.com/store/apps/details?id=com.global.foodpanda.android&hl=it	Google play
Fooducate - D	Google play & App store	Health & Fitness	Diet tracking	5.000+	13/03/2020	India	2.7	44	https://play.google.com/store/apps/details?id=com.telescopeapplications.healthbook&hl=it	FoodE literature review: Hearn et al. 2014
Freeboo	Google play	Social	Identify the best offers from local shops in Alicante and San Vicente del Raspeig	1.000+	09/01/2020	Spain	4.5	124	https://play.google.com/store/apps/details?id=com.freeboo&hl=en	FoodE survey
Fresh&local	App store	Styles and trends	Provide a seasonal list of fruit and vegetables and calculate the number of km travelled by food products	NA	NA	Italy	5	0	https://apps.apple.com/it/app/fresh-local/id657098561	FoodE survey
Fruteriapp: fruta y verdura	Google play	Food & Drink	List of seasonal fruits and vegetables and of nearby markets	10.000+	13/05/2016	Spain	4.5	248	https://play.google.com/store/apps/details?id=com.gam ezilla.frutapp&hl=it	Google play
Gardenate	Google play & App store	Lifestyle	Information on growing a vegetable garden	10.000+	25/09/2019	Australia	4	325	https://play.google.com/store/apps/details?id=com.hutchinsonsoftware.gardenate&hl=it	FoodE literature review: Hearn et al. 2014
Get Farm Fresh - Online Vegetables & Fruits App	Google play & App store	Shopping	Online farmers' market	10.000+	27/05/2020	India	3.9	88	https://play.google.com/store/apps/details?id=com.migrocer.getfarmfresh	Google play
GiveActions	Google play	Lifestyle	Plant trees, create nature reserves, help homeless people	5.000+	23/12/2019	France	4.8	84	https://play.google.com/store/apps/details?id=org.giveactions.mobile&hl=it	Google play
Glovo	Google play & App store	Lifestyle	Food delivery service from restaurants and groceries	10.000.000+	29/06/2020	Spain	4.2	369.957	https://play.google.com/store/apps/details?id=com.glovo&hl=it	Google play
Going Local	Google play & App Store	Travel & local	Tips about visiting Berlin	50.000+	05/03/2020	Germany	3.5	179	https://www.visitberlin.de/en/going-local-berlin	FoodE survey
GrabFood	Google play & App store	Food & Drink	Food delivery service from restaurants and groceries	1.000.000+	01/11/2018	Singapore	4.3	15.447	https://play.google.com/store/apps/details?id=com.grab.food.pax&hl=en	Google play
GrowVeg	NA	NA	NA	NA	NA	UK	NA	NA	https://www.growveg.com/	FoodE survey
happyplace	Google play & App Store	Health & Fitness	List of places to improve health and wellbeing	100+	22/01/2019	UK	5	7	https://play.google.com/store/apps/details?id=uk.co.bolandlowe.happyplace	Arctur
HarvestMark	NA	NA	Agro-business management	NA	NA	USA	NA	NA	https://www.harvestmark.com/	https://foodtank.com/news/2015/01/harvesting-the-best-10-apps-for-healthy-organic-shopping/
Hello Tractor	Google play & App store	Business	Tractors management and renting	10.000+	22/06/2020	Kenya	3.8	53	https://play.google.com/store/apps/details?id=com.hellotractor.android.code&hl=it	FoodE literature review (Davies and Garrett 2018)
HelloFresh - Get Cooking	Google play & App store	Food & drink	Food delivery service	1.000.000+	02/07/2020	Germany	4	21.117	https://play.google.com/store/apps/details?id=com.hellofresh.androidapp	Google play
iGolosario Ristoranti	Google play & App store	Food & drink	Info on food and wine tourism	1.000+	06/11/2020	Italy	3.7	36	https://play.google.com/store/apps/details?id=com.overrmob.golosario	https://www.appannie.com/en/
iTerranostra	App store	Travel	List of farmhouses and events linked to the association Terranostra	NA	NA	Italy	3	19	https://apps.apple.com/it/app/iterranostra/id515735231	FoodE survey

Mobile App	Platform	Category	Description	Downloads	Latest update	Country of origin	User rating	N° of reviews	Link	Source
Jumia Food: Local Food Delivery near You	Google play & App store	Food & drink	Food and groceries delivery service	1.000.000+	27/06/2020	Portugal	3.1	14.481	https://play.google.com/store/apps/details?id=com.jumiafood.android	Google play
Just Eat Denmark	Google play & App store	Food & drink	Food delivery service	100.000+	01/07/2020	Denmark	4.4	10.894	https://play.google.com/store/apps/details?id=com.justeat.app.dk	Google play
Just Eat Espana	Google play & App store	Food & drink	Food delivery service	1.000.000+	01/07/2020	Denmark	4.4	80	https://play.google.com/store/apps/details?id=com.justeat.app.es	Google play
Just Eat France	Google play & App store	Food & drink	Food delivery service	1.000.000+	06/07/2020	Denmark	4.3	44,490	https://play.google.com/store/apps/details?id=com.justeat.app.fr	Google play
Just Eat Ireland	Google play & App store	Food & drink	Food delivery service	500.000+	01/07/2020	Denmark	4.4	26.425	https://play.google.com/store/apps/details?id=com.justeat.app.ie	Google play
Just Eat Italia	Google play & App store	Food & drink	Food delivery service	5.000.000+	29/06/2020	Denmark	4.5	102,660	https://play.google.com/store/apps/details?id=com.justeat.app.it&hl=en_US	Google play
Just Eat UK	Google play & App store	Food & drink	Food delivery service	5.000.000+	01/07/2020	Denmark	4.6	253,342	https://play.google.com/store/apps/details?id=com.justeat.app.uk	Google play
L'alveare che dice sì	Google play	Food & Drink	Online marketplace of local farm products	50.000+	15/03/2019	Italy	3.6	132	https://play.google.com/store/apps/details?id=com.lrqdo&hl=it	Oncini, F. et al., (2020) Towards food platforms? An analysis of online food provisioning services in Italy.
Lawrence Farmers' Market	Google play & App Store	Food & Drink	Order online and pick up from farmers	1.000+	03/04/2020	USA	3.1	6	https://play.google.com/store/apps/details?id=com.app.lawrencefarmersmarket	APKPure
Local Food App	Google play & App store	Food & drink	Local food delivery	1.000+	18/05/2020	Sweden	3.2	10	https://play.google.com/store/apps/details?id=org.localfoodnodes.localfoodapp	Google play
Local Food Champion	Google play	Food & Drink	First-hand information about local food products	100+	24/01/2018	USA	4.3	9	https://apkpure.com/local-food-champion/com.freshspoke.localfoodchamp	Google play
LocalFarmers	Google play & App store	Shopping	Online contact between farmers and consumers	1.000+	28/06/2020	India	4.6	13	https://play.google.com/store/apps/details?id=com.localfarmer	Google play
Localtoyou	Google play & App Store	Shopping	Food shopping delivered to the office and at home in Emilia-Romagna	500+	09/03/2020	Italy	NA	1	https://play.google.com/store/apps/details?id=it.dedagroup.localtoyou	FoodE survey
Love Food Hate Waste	NA	NA	Improving healthy lifestyle	NA	NA	UK	NA	NA	https://www.lovefoodhatewaste.com/	https://foodtank.com/news/2015/01/harvesting-the-best-10-apps-for-healthy-organic-shopping/
M'app Local Food Guide	Google play	Food & Drink	Identification and mapping of local food markets, farms, breweries and restaurants serving local food	500+	31/01/2018	USA	4.3	6	https://play.google.com/store/apps/details?id=io.mapp.mapp&hl=en	Google play
Maano - Virtual Farmers Market	Google play & App store	Business	Connecting millions of rural Zambian smallholder farmers with possible buyers	1.000+	01/02/2018	USA	4.8	12	https://play.google.com/store/apps/details?id=org.wfp.maano&hl=en	Google
Mangio a km 0	Google play & App Store	Food & Drink	Buy fresh and seasonal products from local farmers, fishermen and breeders	10.000+	21/10/2019	Italy	4.3	55	https://play.google.com/store/apps/details?id=com.mobix.km0&hl=en	FoodE survey
Mapstr	Google play & App Store	Lifestyle	Mark favorite stores by creating a personal map with the possibility to share it with friends	100.000+	09/06/2020	France	4.2	3.127	https://play.google.com/store/apps/details?id=com.hulab.mapstr	FoodE survey
MapSwipe	Google play & App Store	Tools	Help mapping vulnerable communities in the world	10.000+	05/06/2020	UK	4.2	287	https://mapswipe.org/	Arctur
Mathantverk – Eldrimner	Google play & App store	Food & Drink	Discover local food while travelling	1.000+	13/10/2017	Sweden	3.8	7	https://play.google.com/store/apps/details?id=com.internetmedia.eldrimner&hl=it	FoodE literature review: Jooisse and Hracs 2015
McDonald's Deutschland - Coupons & Aktionen	Google play & App store	Food & drink	Food delivery service and store locator	10.000.000+	29/05/2020	USA	3.9	94.795	https://play.google.com/store/apps/details?id=de.mcdonalds.mcdonaldsinfoapp	https://www.appannie.com/en/
My Urban Farms	Google play & App store	Business	Buying and selling local food without middlemen	500+	03/07/2020	India	4.5	14	https://play.google.com/store/apps/details?id=com.vnrit.solutions.myurbanfarms	Google play

Mobile App	Platform	Category	Description	Downloads	Latest update	Country of origin	User rating	N° of reviews	Link	Source
MyFitnessPal	Google play & App store	Health & Fitness	Diet tracking service	50.000.000+	22/06/2020	USA	4.4	2.294.420	https://play.google.com/store/apps/details?id=com.myfitnesspal.android&hl=it	Google play
MyFoody	Google play & App Store	Food & Drink	Avoid food waste and save up to 50% of the food cost	10.000+	04/06/2020	Italy	3.5	79	https://play.google.com/store/apps/details?id=com.angramma.myfoody	FoodE survey
myGarden.org	Google play & App store	Social	Garden management	500+	31/01/2018	Belgium	NA	NA	https://play.google.com/store/apps/details?id=com.trendesco.mygarden&hl=it	FoodE literature review: Hearn et al. 2014
Natoora	Google play	Food & Drink	List of seasonal products, information on producers and possibility to shop	1000+	22/01/2020	UK	5	9	https://play.google.com/store/apps/details?id=com.natoora.natoora&hl=it	Google play
NaturMia	Google play	Food & Drink	Nutritional facts, seasonal fruits/veg and recipes, readymade shopping list	1000+	14/10/2019	Italy	3.6	10	https://play.google.com/store/apps/details?id=com.naturmia.android&hl=it	Google play
NeatEat	Google play & App Store	Food & Drink	Connection between producers and consumers to sell and buy fresh km0 food	100+	03/05/2020	Italy	4.4	7	https://play.google.com/store/apps/details?id=com.tv.wizardEVAP.NeatEat	FoodE survey
NYT Cooking	Google play & App store	News & Magazine	Recipes database	50.000+	30/06/2020	USA	4.8	3.114	https://play.google.com/store/apps/details?id=com.nytimes.cooking	https://www.appannie.com/en/
OLIO - Share more. Waste less.	Google play	Food & Drink	Community solutions to food waste	500.000+	28/01/2020	UK	4.8	3.865	https://play.google.com/store/apps/details?id=com.olioexchange.android&hl=en	Google play
Open Food Facts	Google play	Health & Fitness	Labels scanning for information on carbon footprint, packaging, nutriscore, allergens	500.000+	05/09/2019	Italy	3.8	2.08	https://play.google.com/store/apps/details?id=org.openfoodfacts.scanner&hl=it	Google play
Osterie d'Italia 2020	Google play & App store	Food & drink	Restaurants finder	1.000+	29/11/2019	Italy	3	15	https://play.google.com/store/apps/details?id=it.slowfood.osterie.edition2020	https://www.appannie.com/en/
Pint Please - Enjoy Beer Better	Google play & App store	Food & drink	Information about beers	100.000+	23/06/2020	Finland	4.4	688	https://play.google.com/store/apps/details?id=pintplease.com.pintplease	https://www.appannie.com/en/
Plantix - your crop doctor	Google play	Education	Interactive "plant doctor": makes a diagnosis and gives the appropriate treatment tips through the smartphone	10.000.000+	15/07/2020	Germany	4.3	48,306	https://play.google.com/store/apps/details?id=com.peat.GartenBank&hl=en&utm_medium=web_en&utm_campaign=homepage_tops_en&utm_content=en&utm_term=homepage_tops&utm_source=web_landingpage_en	FoodE literature review: Zina, L.; Sun, Y. 2020
Sayurbox - Click Harvest Deliver	Google play	Food & Drink	Farm-fresh food sourced directly from local farmers	100.000+	12/02/2020	Indonesia	4.7	5799	https://play.google.com/store/apps/details?id=com.sayurbox&hl=it	Google play
Seafood Watch	Google play & App store	Lifestyle	List of sustainable seafood	100.000+	04/08/2016	USA	3.6	1.541	https://play.google.com/store/apps/details?id=org.montereybayaquarium.seafoodwatch	https://foodtank.com/news/2015/01/harvesting-the-best-10-apps-for-healthy-organic-shopping/
Seasonal fruits and vegetables	Google play	Lifestyle	Identification of seasonal fruits and vegetables, filtered by month	100.000+	21/03/2019	France	4.2	270	https://play.google.com/store/apps/details?id=nicolasmouchel.saison&hl=en	Google play
Simplissime	Google play & App store	Lifestyle	Recipes database	1.000+	04/09/2018	France	NA	47	https://play.google.com/store/apps/details?id=com.sevigroup.simplissime	https://www.appannie.com/en/

Mobile App	Platform	Category	Description	Downloads	Latest update	Country of origin	User rating	N° of reviews	Link	Source
Spotted by Locals	Google play & App store	Travel & local	Information about local shops	50.000+	02/06/2020	Netherlands	4.3	450	https://play.google.com/store/apps/details?id=com.spottedbylocals.guide&referrer=utm_source%3Dinternal%26utm_medium%3Dbutton%26utm_campaign%3Dapp%2520page%2520button	https://medium.com/@filloy/7-apps-to-help-you-eat-like-a-local-while-traveling-9a305c7d9a1a
Sprouts	Google play & App Store	Shopping	Online farmers' market, personalized shopping list, recipes	500.000+	10/12/2019	USA	3.8	4.315	https://play.google.com/store/apps/details?id=net.groceryshopping.SproutsFarmersMarket	APKPure
Supermercato24	Google play & App Store	Food & Drink	Delivery of food products from selected supermarkets at the time and place chosen by customers	500.000+	27/05/2020	Italy	4.3	7.614	https://play.google.com/store/apps/details?id=it.supermercato24.supermercato24	FoodE survey
Swiggy	Google play & App store	Food & drink	Food delivery service	50.000.000+	01/07/2020	India	NA	1.780.561	https://play.google.com/store/apps/details?id=in.swiggy.android&hl=it	FoodE literature review: Anib et al. 2019
Takeaway	Google play & App Store	Food & Drink	Food delivery service	100.000+	10/06/2020	Netherlands	4.2	1.467	https://play.google.com/store/apps/details?id=uk.takeaway.android	FoodE survey
Tastebook	Google play & App store	Food & Drink	Discover best restaurants reviewed by the community	100+	10/12/2019	UAE	4.6	49	https://play.google.com/store/apps/details?id=com.tastebook&hl=en	FoodE literature review: Lee et al. 2020
The Fork	Google play & App store	Food & drink	Restaurants booking	10.000.000+	30/06/2020	Australia	4.3	63.985	https://play.google.com/store/apps/details?id=com.lafourchette.lafourchette&hl=it	Google play
The Seasonal Food Guide	Google play	Food & Drink	Database of seasonal fruits and vegetables, markets, recipes	10.000+	23/01/2018	USA	4.7	193	https://play.google.com/store/apps/details?id=com.gracecommunication.foundation.sfg&hl=it	Google play
Too Good To Go	Google play	Food & Drink	Avoiding food waste by buying a box with the leftovers of the day from restaurants, patisseries, bakeries, supermarkets and hotels	10.000.000+	09/06/2020	Denmark	4.8	219.382	https://toogoodtogo.com/en-us	FoodE survey
TrailLink: Trail Maps & Guide	Google play & App Store	Health & Fitness	Find trails for cycling, jogging, walking, workouts and more	100.000+	18/07/2020	USA	4	1,013	https://play.google.com/store/apps/details?hl=en&id=org.railstotrails.traillink	Arctur
TravelingSpoon	NA	NA	Cooking classes, market tours, food experiences	NA	NA	USA	NA	NA	https://www.travelingspoon.com/	https://medium.com/@filloy/7-apps-to-help-you-eat-like-a-local-while-traveling-9a305c7d9a1a
Tripadvisor	Google play & App store	Travel & local	Restaurants and hotel reviews and booking	100.000.000+	02/07/2020	USA	4.4	1.361.348	https://play.google.com/store/apps/details?id=com.tripadvisor.tripadvisor	FoodE literature review: Pyanukova et al. 2019
Uber Eats	Google play & App store	Food & drink	Food delivery service	100.000.000+	23/06/2020	USA	4.3	2.602.614	https://play.google.com/store/apps/details?id=com.ubercab.eats&hl=it	Google play
Ulocal Local products	Google play & App store	Travel & local	List of local restaurants, microbreweries, artisans, wineries and more	5.000+	28/06/2020	France	4.2	24	https://play.google.com/store/apps/details?id=co.ulocal	Google play
Urban Farm	Google play & App store	Shopping	Online fruit and vegetables shop	100+	23/06/2020	India	4.5	10	https://play.google.com/store/apps/details?id=com.softbrisk.urbanfarm.app	https://www.appannie.com/apps/google-play/app/com.softbrisk.urbanfarm.app/details/?date=!(%272020-04-19%27.%272020-07-11%27)&granularity=weekly&country_code=WW
Veggiebox - Happiness Delivered (beta)	Google play & App store	Shopping	Food delivery service	1.000+	29/10/2018	Pakistan	4.8	68	https://play.google.com/store/apps/details?id=com.vegiebox.happiness.es.delivered&hl=it	FoodE literature review: Wicha et al. 2017
Vivino	Google play & App store	Food & drink	Scan wine label to gain information	10.000.000+	25/06/2020	Denmark	4.6	137.56	https://play.google.com/store/apps/details?id=vivino.web.app&hl=it	Google play
WeFrood	Google play	Health & Fitness	List and review local groceries shops	1000+	27/01/2020	Italy	3.5	6	https://play.google.com/store/apps/details?id=com.c2b4food.wefrood&hl=it	Google play

Mobile App	Platform	Category	Description	Downloads	Latest update	Country of origin	User rating	N° of reviews	Link	Source
WhatsGood	Google play & App store	Food & drink	Online farmers' market	10.000+	17/03/2020	USA	3.8	40	https://play.google.com/store/apps/details?id=br.com.ringa.whatsgood&hl=en_US	Google
WillMeal	Google play & App store	Food & drink	Recipes database	50.000+	28/04/2020	France	4.5	821	https://play.google.com/store/apps/details?id=com.encureit.willmealapp	https://www.appannie.com/en/
Wine-Searcher	Google play & App store	Food & drink	Information on wines	500.000+	17/05/2020	New Zealand	4.3	3.836	https://play.google.com/store/apps/details?id=com.winresearcher	https://www.appannie.com/en/
Woolworths Fresh	Google play & App store	Food & Drink	Shopping list and recipes database, as well as delivery service	50.000+	15/04/2020	Australia	2.1	236	https://play.google.com/store/apps/details?id=au.com.woolworths.freshmaq&hl=en	FoodE literature review: Ball et al. 2014
Yazio	Google play & App store	Health & Fitness	Diet tracking service	10.000.000+	27/06/2020	Germany	4.5	293.118	https://play.google.com/store/apps/details?id=com.yazio.android&hl=it	Google play
Zagat	Google play & App store	Travel & local	Restaurants locator	100.000+	14/08/2018	USA	3	2.536	https://play.google.com/store/apps/details?id=com.google.zagat&hl=it	https://medium.com/@filloy/7-apps-to-help-you-eat-like-a-local-while-traveling-9a305c7d9a1a
Zomato	Google play & App store	Food & drink	Food delivery service	100.000.000+	26/06/2020	India	4.1	4,251,926	https://play.google.com/store/apps/details?id=com.application.zomato&hl=en_US	Google play

Annex C – Survey for expert partners

Q0

Have you been using any App related to the agro-food system in the past two years?

☐ Yes (1)

☐ No (2)

Salta a: Q1 Se Have you been using any App related to the agro-food system in the past two years? = Yes

Salta a: Q2 Se Have you been using any App related to the agro-food system in the past two years? = No

Q1

Please list it here (start with one, you will have space to write up to five by clicking next).

	App Name	Link for downloading the App	Did you start using it during COVID-19 pandemic? (yes/no)
	(1)	(1)	
1 (1)			▼ Yes (1 ... No (2)

Visualizza questa domanda:

If Se Please list it here (start with one, you will have space to write up to five by clicking next). 1 - App Name - Non è vuoto

Q1a What are the objectives of the App that you previously mentioned? (Please tick as many as you think appropriate)

- ☐ Farm management (1)
- ☐ Labour force identification/job search (2)
- ☐ Information on existing agro-food initiatives (local food markets and farms) (8)
- ☐ Identification of existing agro-food initiatives for visiting or volunteering (9)
- ☐ Selling agro-food products (10)
- ☐ Purchasing agro-food products (11)
- ☐ Delivery of agro-food products (12)
- ☐ Information and promotion of agro-food products (13)
- ☐ Information on agro-food prices (14)
- ☐ Nutritional information and advice (15)
- ☐ Information on seasonal food (16)
- ☐ Information on organic food (17)
- ☐ Information on urban agriculture (at local, regional, national, international level) (18)
- ☐ Local food information while travelling (19)
- ☐ Information on the economic, social, environmental sustainability practices of agro-food system/CRFS (20)
- ☐ Networking with consumers (21)

- ☐ Networking with farmers (22)
- ☐ Networking with other chain actors (retailers, hotels, restaurants, etc.) (23)
- ☐ Networking with the local community (24)
- ☐ Mapping of restaurants offering local food (25)
- ☐ Tackling food waste (26)
- ☐ Rewarding systems for sustainable lifestyle in urban areas (27)
- ☐ Other, please specify (28) _____

Q1b Would you like to add one more App?

☐ Yes (1)

☐ No (2)

Salta a: Q2 Se Would you like to add one more App? = Yes

Salta a: Q2 Se Would you like to add one more App? = No

Q2

	App Name	Link for downloading the App	Did you start using it during COVID-19 pandemic? (yes/no)
	(1)	(1)	
1 (1)			▼ Yes (1 ... No (2)

Visualizza questa domanda:

If Se 1 - App Name - Non è vuoto

Q2a What are the objectives of the App that you previously mentioned? (Please tick as many as you think appropriate)

- ☐ Farm management (1)
- ☐ Labour force identification/job search (2)
- ☐ Information on existing agro-food initiatives (local food markets and farms) (8)
- ☐ Identification of existing agro-food initiatives for visiting or volunteering (9)
- ☐ Selling agro-food products (10)
- ☐ Purchasing agro-food products (11)
- ☐ Delivery of agro-food products (12)
- ☐ Information and promotion of agro-food products (13)
- ☐ Information on agro-food prices (14)
- ☐ Nutritional information and advice (15)
- ☐ Information on seasonal food (16)
- ☐ Information on organic food (17)
- ☐ Information on urban agriculture (at local, regional, national, international level) (18)
- ☐ Local food information while travelling (19)
- ☐ Information on the economic, social, environmental sustainability practices of agro-food system/CRFS (20)
- ☐ Networking with consumers (21)

- ☐ Networking with farmers (22)
- ☐ Networking with other chain actors (retailers, hotels, restaurants, etc.) (23)
- ☐ Networking with the local community (24)
- ☐ Mapping of restaurants offering local food (25)
- ☐ Tackling food waste (26)
- ☐ Rewarding systems for sustainable lifestyle in urban areas (27)
- ☐ Other, please specify (28) _____

Q2b Would you like to add one more App?

☐ Yes (1)

☐ No (2)

Salta a: Q3 Se Would you like to add one more App? = Yes

Salta a: Q2 Se Would you like to add one more App? = No

Q3

	App Name	Link for downloading the App	Did you start using it during COVID-19 pandemic? (yes/no)
	(1)	(1)	
1 (1)			▼ Yes (1 ... No (2)

Visualizza questa domanda:

If Se 1 - App Name - Non è vuoto

Q3a What are the objectives of the App that you previously mentioned? (Please tick as many as you think appropriate)

- ☐ Farm management (1)
- ☐ Labour force identification/job search (2)
- ☐ Information on existing agro-food initiatives (local food markets and farms) (8)
- ☐ Identification of existing agro-food initiatives for visiting or volunteering (9)
- ☐ Selling agro-food products (10)
- ☐ Purchasing agro-food products (11)
- ☐ Delivery of agro-food products (12)
- ☐ Information and promotion of agro-food products (13)
- ☐ Information on agro-food prices (14)
- ☐ Nutritional information and advice (15)
- ☐ Information on seasonal food (16)
- ☐ Information on organic food (17)
- ☐ Information on urban agriculture (at local, regional, national, international level) (18)
- ☐ Local food information while travelling (19)
- ☐ Information on the economic, social, environmental sustainability practices of agro-food system/CRFS (20)
- ☐ Networking with consumers (21)

- ☐ Networking with farmers (22)
- ☐ Networking with other chain actors (retailers, hotels, restaurants, etc.) (23)
- ☐ Networking with the local community (24)
- ☐ Mapping of restaurants offering local food (25)
- ☐ Tackling food waste (26)
- ☐ Rewarding systems for sustainable lifestyle in urban areas (27)
- ☐ Other, please specify (28) _____

Q3b Would you like to add one more App?

☐ Yes (1)

☐ No (2)

Salta a: Q4 Se Would you like to add one more App? = Yes

Salta a: Q2 Se Would you like to add one more App? = No

Q4

	App Name	Link for downloading the App	Did you start using it during COVID-19 pandemic? (yes/no)
	(1)	(1)	
1 (1)			▼ Yes (1 ... No (2)

Visualizza questa domanda:

If Se 1 - App Name - Non è vuoto

Q4a What are the objectives of the App that you previously mentioned? (Please tick as many as you think appropriate)

- ☐ Farm management (1)
- ☐ Labour force identification/job search (2)
- ☐ Information on existing agro-food initiatives (local food markets and farms) (8)
- ☐ Identification of existing agro-food initiatives for visiting or volunteering (9)
- ☐ Selling agro-food products (10)
- ☐ Purchasing agro-food products (11)
- ☐ Delivery of agro-food products (12)
- ☐ Information and promotion of agro-food products (13)
- ☐ Information on agro-food prices (14)
- ☐ Nutritional information and advice (15)
- ☐ Information on seasonal food (16)
- ☐ Information on organic food (17)
- ☐ Information on urban agriculture (at local, regional, national, international level) (18)
- ☐ Local food information while travelling (19)
- ☐ Information on the economic, social, environmental sustainability practices of agro-food system/CRFS (20)
- ☐ Networking with consumers (21)

- ☐ Networking with farmers (22)
- ☐ Networking with other chain actors (retailers, hotels, restaurants, etc.) (23)
- ☐ Networking with the local community (24)
- ☐ Mapping of restaurants offering local food (25)
- ☐ Tackling food waste (26)
- ☐ Rewarding systems for sustainable lifestyle in urban areas (27)
- ☐ Other, please specify (28) _____

Q4b Would you like to add one more App?

☐ Yes (1)

☐ No (2)

Salta a: Q5 Se Would you like to add one more App? = Yes

Salta a: Q2 Se Would you like to add one more App? = No

Q5

	App Name	Link for downloading the App	Did you start using it during COVID-19 pandemic? (yes/no)
	(1)	(1)	
1 (1)			▼ Yes (1 ... No (2)

Visualizza questa domanda:

If Se 1 - App Name - Non è vuoto

Q5a What are the objectives of the App that you previously mentioned? (Please tick as many as you think appropriate)

- ☐ Farm management (1)
- ☐ Labour force identification/job search (2)
- ☐ Information on existing agro-food initiatives (local food markets and farms) (8)
- ☐ Identification of existing agro-food initiatives for visiting or volunteering (9)
- ☐ Selling agro-food products (10)
- ☐ Purchasing agro-food products (11)
- ☐ Delivery of agro-food products (12)
- ☐ Information and promotion of agro-food products (13)
- ☐ Information on agro-food prices (14)
- ☐ Nutritional information and advice (15)
- ☐ Information on seasonal food (16)
- ☐ Information on organic food (17)
- ☐ Information on urban agriculture (at local, regional, national, international level) (18)
- ☐ Local food information while travelling (19)
- ☐ Information on the economic, social, environmental sustainability practices of agro-food system/CRFS (20)
- ☐ Networking with consumers (21)

- ☐ Networking with farmers (22)
- ☐ Networking with other chain actors (retailers, hotels, restaurants, etc.) (23)
- ☐ Networking with the local community (24)
- ☐ Mapping of restaurants offering local food (25)
- ☐ Tackling food waste (26)
- ☐ Rewarding systems for sustainable lifestyle in urban areas (27)
- ☐ Other, please specify (28) _____

Q2 What purpose would motivate you to use an App related to agro-food system/CRFS? (rate the item from 1 to 5, 1: not at all important, 5: very important)

	Not at all important (1)	Not important (2)	Neutral (4)	Important (6)	Very important (7)
Enabling the delivery of the food from the CRFS to my home or office (1)	<input type="radio"/>	<input type="radio"/>	<input type="radio"/>	<input type="radio"/>	<input type="radio"/>
Getting in direct contact with the CRFS producer (2)	<input type="radio"/>	<input type="radio"/>	<input type="radio"/>	<input type="radio"/>	<input type="radio"/>
Getting in direct contact with other CRFS consumers (3)	<input type="radio"/>	<input type="radio"/>	<input type="radio"/>	<input type="radio"/>	<input type="radio"/>
Contributing to support the community through the CRFS (4)	<input type="radio"/>	<input type="radio"/>	<input type="radio"/>	<input type="radio"/>	<input type="radio"/>
Benefiting from a lower price offered by CRFS as a result of cutting the middlemen (5)	<input type="radio"/>	<input type="radio"/>	<input type="radio"/>	<input type="radio"/>	<input type="radio"/>
Purchasing food produced in CRFS that travels as few kilometers as possible (6)	<input type="radio"/>	<input type="radio"/>	<input type="radio"/>	<input type="radio"/>	<input type="radio"/>
Mapping CRFS initiatives (7)	<input type="radio"/>	<input type="radio"/>	<input type="radio"/>	<input type="radio"/>	<input type="radio"/>
Being financially awarded for the persistence in using the FoodE app (8)	<input type="radio"/>	<input type="radio"/>	<input type="radio"/>	<input type="radio"/>	<input type="radio"/>

Contributing
to a better
price for the
CRFS
producer (9)



Being able to
visit CRFS
production
sites and learn
more about the
source of food
(10)



Mapping
restaurants,
hotels, and
cafès offering
CRFS
products (11)



Q3 What purpose would motivate you to use an App related to agro-food system/CRFS? (rate the item from 1 to 5, 1: not at all important, 5: very important)

	Not at all important (1)	Not important (2)	Neutral (4)	Important (6)	Very important (7)
Getting information on agronomic practices (1)	<input type="radio"/>	<input type="radio"/>	<input type="radio"/>	<input type="radio"/>	<input type="radio"/>
Having information and advice on the nutritional value of food purchased through CRFS (2)	<input type="radio"/>	<input type="radio"/>	<input type="radio"/>	<input type="radio"/>	<input type="radio"/>
Having information on seasonal food sold through CRFS (3)	<input type="radio"/>	<input type="radio"/>	<input type="radio"/>	<input type="radio"/>	<input type="radio"/>
Having information on CRFS initiatives (at local, regional, national, international level) (4)	<input type="radio"/>	<input type="radio"/>	<input type="radio"/>	<input type="radio"/>	<input type="radio"/>
Being informed on the economic sustainability practices of agro-food system/CRFS (5)	<input type="radio"/>	<input type="radio"/>	<input type="radio"/>	<input type="radio"/>	<input type="radio"/>
Being informed on the social sustainability practices of agro-food system/CRFS (6)	<input type="radio"/>	<input type="radio"/>	<input type="radio"/>	<input type="radio"/>	<input type="radio"/>

Being informed on the environmental sustainability practices of agro-food system/CRFS (7)

☐☐☐☐☐

Being informed on how food waste is tackled within CRFS initiatives (8)

☐☐☐☐☐

Being informed on local agro-food products available in CRFS (9)

☐☐☐☐☐

Being informed on food recipes made with agro-food products available in CRFS (10)

☐☐☐☐☐

Being informed on organic agro-food products available in CRFS (11)

☐☐☐☐☐

Having food information on CRFS while travelling (12)

☐☐☐☐☐

Being
informed on
sustainability
awards
obtained by
single CRFS
initiatives (13)



Q4 What purpose would motivate you to use an App related to agro-food system/CRFS? (rate the item from 1 to 5, 1: not at all important, 5: very important)

	Not at all important (1)	Not important (2)	Neutral (4)	Important (6)	Very important (7)
Paying through the App (1)	<input type="radio"/>	<input type="radio"/>	<input type="radio"/>	<input type="radio"/>	<input type="radio"/>
Being able to find job opportunities in CRFS (2)	<input type="radio"/>	<input type="radio"/>	<input type="radio"/>	<input type="radio"/>	<input type="radio"/>
Being able to offer job opportunities in CRFS (3)	<input type="radio"/>	<input type="radio"/>	<input type="radio"/>	<input type="radio"/>	<input type="radio"/>
Being able to review CRFS initiatives (4)	<input type="radio"/>	<input type="radio"/>	<input type="radio"/>	<input type="radio"/>	<input type="radio"/>
Being able to keep track of the CRFS initiatives visited (5)	<input type="radio"/>	<input type="radio"/>	<input type="radio"/>	<input type="radio"/>	<input type="radio"/>
Knowing that the App contributes to the cooperation and synergies between public authorities on CRFS issues (6)	<input type="radio"/>	<input type="radio"/>	<input type="radio"/>	<input type="radio"/>	<input type="radio"/>
Knowing that the App contributes to expand CRFS initiatives around the globe (7)	<input type="radio"/>	<input type="radio"/>	<input type="radio"/>	<input type="radio"/>	<input type="radio"/>
Other, please specify (8)	<input type="radio"/>	<input type="radio"/>	<input type="radio"/>	<input type="radio"/>	<input type="radio"/>

Q5 Do you know if an App with the characteristics you suggested in the previous questions already exists?

☐ Yes, please write the names (1) _____

☐ No (2)

Q6

How likely are you to use such an App (with the characteristics you included in the previous question) in countries other than your home?

- ☐ Very likely (30)
 - ☐ Somewhat likely (31)
 - ☐ Neutral (32)
 - ☐ Somewhat unlikely (33)
 - ☐ Very unlikely (34)
-

Q7 Any other comments, suggestions ?

Q8 Please write your name

Q9 What is your gender?

☐ Male (1)

☐ Female (2)

☐ Prefer not to say (3)

Q10 What is your age?

▼ 20-29 (1) ... 60+ (5)

Q11 Which institution do you work for?

Q12 Please write your email
